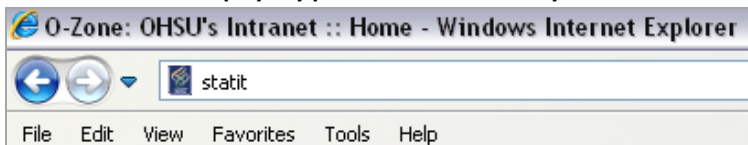


**Accessing Ancillary Hand Hygiene data on Statit**

1. Access Statit through your internet web browser:

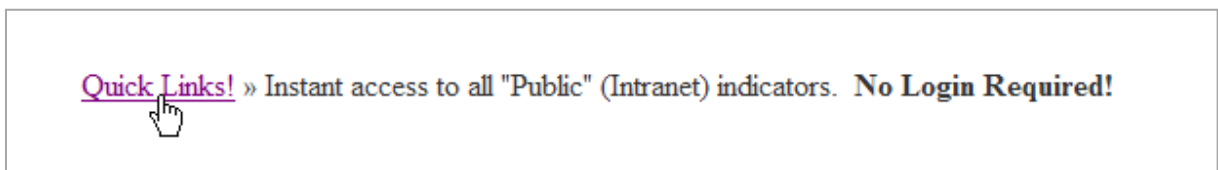
<http://statit/eqc/PortalDefault.asp>

a. **Shortcut:** simply type 'statit' into your address bar:



b. **NOTE:** you can only access Statit from an OHSU networked computer (or through remote access)





2. Access hand hygiene data through the public indicators by clicking on “Quick Links” in the middle of the page



a. **NOTE:** you will not be able to login, but you do not need to login to view data

3. Hand hygiene data is part of the “Organizational Initiatives.” Click on the down arrow.

View = All Public

Section	Count	Status	
Department Specific Measures	190		
Organizational Initiatives	270		

4. Next, click on the down arrow to drill down into the Hand Hygiene data:

**Organizational Initiatives**  
View = All Public

Section	Count	Status	
Glucometrics	12		
Hand Hygiene	61		
Operational Length of Stay	4		
Orders	7		
Organizational Initiatives	1		

Drill Down to breakdown of Hand Hygiene

5. Then, click on the “Ancillary Departments” scorecard to access ancillary department hand hygiene data.

Organizational Initiatives > Hand Hygiene > WHO 5 Moments for Hand Hygiene  
View = All Public

Section	Count	Status	
Ancillary Departments	12		
OHSU Ambulatory Clinic Compliance	70		
OHSU Summary	5		
Unit Specific	43		

6. You will now see a list of all available ancillary department hand hygiene data in a dash board view that gives information about the current reporting period:

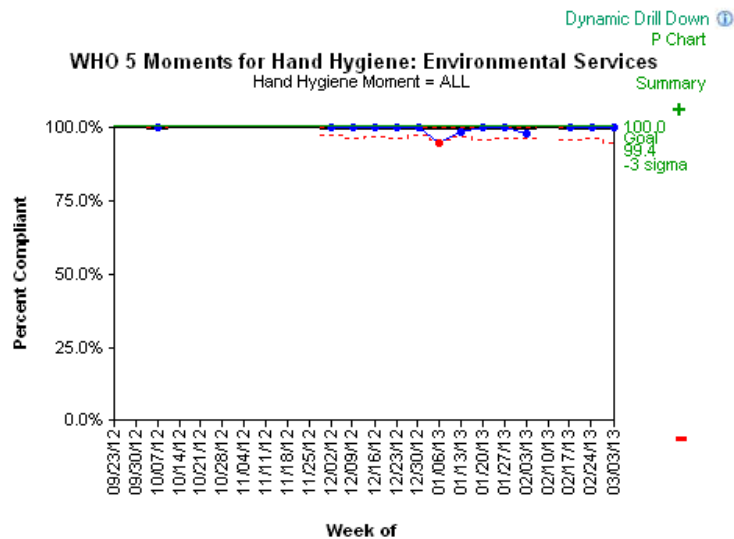
Organizational Initiatives > Hand Hygiene > Ancillary Departments View: All Public

Status	Indicator	Current Value	Goal	SPC Alert	Updated
	WHO 5 Moments for Hand Hygiene: Diagnostic Imaging	80.0%	100.0%		07/14/13
	WHO 5 Moments for Hand Hygiene: Rehabilitation Services	87.5%	100.0%		07/14/13
	WHO 5 Moments for Hand Hygiene: Transporters & Lift Team	83.3%	100.0%		09/23/12
	WHO 5 Moments for Hand Hygiene: PICC & IV Team	82.4%	100.0%		09/23/12
	WHO 5 Moments for Hand Hygiene: Environmental Services	100.0%	100.0%		07/14/13
	WHO 5 Moments for Hand Hygiene: Respiratory Therapy	100.0%	100.0%		07/14/13
	WHO 5 Moments of Hand Hygiene: Pharmacy	100.0%	100.0%		05/12/13

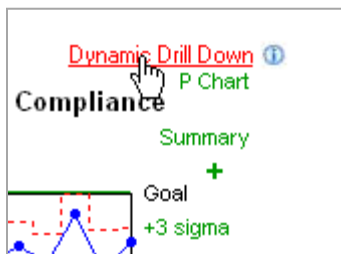
Status: This column may contain up to three icons, one icon from each of these three groups:

- Indicator performance meets or exceeds target and alarm values
- Indicator performance is between alarm and target values
- Indicator performance does not meet target
  
- ▲ Indicator trend has improved
- ▼ Indicator trend has deteriorated
- Indicator trend remains unchanged

7. From here you can click on any ancillary department hand hygiene indicator



8. **Dynamic drill down.** To look at the data in more detail and in different time frames, you can use the dynamic drilldown feature. Click on the 'Dynamic Drill Down' link at the top of the indicator:



9. This will open up the Dynamic Drill Down field selection box:

Dynamic Drill Down

Start Date: Jan 1 2007

End Date: Mar 30 2013

Measure: Hand Hygiene Compliance

Level 1: Patient Care Unit

Level 2:

Level 3:

Level 4:

Restrict To: Top 10

Display

a. **NOTE:** If you can't see the above dynamic drill down field selection box, check your other open Internet Explorer windows. It will appear in the original Statit window.

10. Choose a date range and select the data elements you want to see in the drill down

Dynamic Drill Down

Start Date: Jan 1 2012

End Date: Mar 30 2013

Measure: Hand Hygiene Compliance

Level 1: Patient Care Unit

Level 2: Healthcare Worker

Level 3: WHO Moment for Hand Hygiene

Level 4:

Restrict To: Show All

Display

11. Click "Display" to show the data

### Hand Hygiene Compliance

Observation Date: Jan 1 2012 To Mar 31 2013

#### Patient Care Unit

EVS 99.4%

Apr 4, 2013 09:22:18

12. From here click on the bar to drill into the data

### Hand Hygiene Compliance

Observation Date: Jan 1 2012 To Mar 31 2013

#### Patient Care Unit

EVS 99.4% Apr 4, 2013 09:22:18

EVS: 99.4%  
Successful Hand Hygiene: 2215  
# of Records: 2228

### Hand Hygiene Compliance

Observation Date: Jan 1 2012 To Mar 31 2013

Patient Care Unit = EVS

#### Healthcare Worker

Tech 99.4% Apr 4, 2013 09:26:49

### Hand Hygiene Compliance

Observation Date: Jan 1 2012 To Mar 31 2013

Healthcare Worker = Tech

#### WHO Moment for Hand Hygiene

After Body Fluid Exposure/Risk	100.0%
Before Clean/Aseptic Procedures	100.0%
After Touching Patient Surroundings	99.5%
Before Touching a Patient	88.9%
After Touching a Patient	75.0%

Apr 4, 2013 09:27:26

After Touching a Patient: 75.0%  
Successful Hand Hygiene: 3  
# of Records: 4

**NOTE:** If you hover over the blue bar, you can see the unit's HH compliance rate for the specified time period.

Also, you can drill down further by clicking on the blue bar.

For questions, contact the Infection Prevention & Control Dept at 503-494-6694 or email [InfCont@ohsu.edu](mailto:InfCont@ohsu.edu)