

# OHSU Core Entrustable Professional Activities (EPAs)

## EPA Basics

- **Background:** AAMC guidelines list activities all medical students should be able to perform upon entering residency, termed Entrustable Professional Activities or EPAs.
- **Workplace Based Assessment:** EPAs will be assessed by real-time short online evaluations completed by supervisors in any clinical settings. These are called **Workplace Based Assessments**. One EPA is evaluated at a time. Students may have any given EPA assessed dozens of times. This does not replace end of block or other evaluations.
- **Who:** Any faculty, staff or resident/fellow can complete evaluation at students request.
- **When:** Starting March 1, 2019.

## OHSU EPAs

- 1a. Obtain a hypothesis-driven history
- 1b. Perform a tailored physical examination
2. Generate a prioritized differential diagnosis for a clinical encounter
3. Interpret diagnostic or screening tests for a clinical encounter
4. Enter orders including prescriptions for a clinical encounter
5. Document a clinical encounter in the patient record
6. Provide an oral presentation of a clinical encounter
7. Use literature to make a patient care recommendation
8. Communicate a patient handover to transition responsibility of care
9. Advance patient care through interprofessional collaboration
10. Recognize a patient requiring urgent assessment and escalate care
11. Lead shared decision-making discussions for patient care

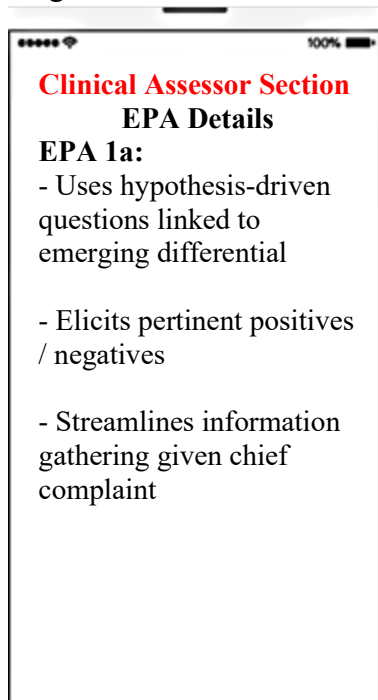
## Workplace Based Assessments Logistics

1. Students are responsible for identifying situations appropriate for a Workplace Based Assessment of an EPA and requesting their supervisor evaluate them.
2. Student will load the assessment tool onto their phone, select the correct EPA & identify the individual evaluating them. Once loaded they will hand the phone or other digital device to their evaluator to complete the evaluation. We recommend evaluations be completed **with students present** to receive the feedback.

Step 1. Student will hand you phone or other digital device with a description of the EPA you are assessing.

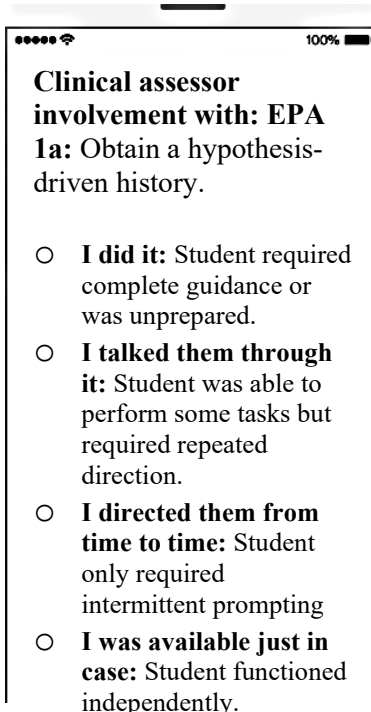
Step 2. Rate how involved you needed to be to complete the EPA.

Step 3. Rate if the encounter was complex or not, and give 1-2 sentences of feedback (can be dictated or typed) .



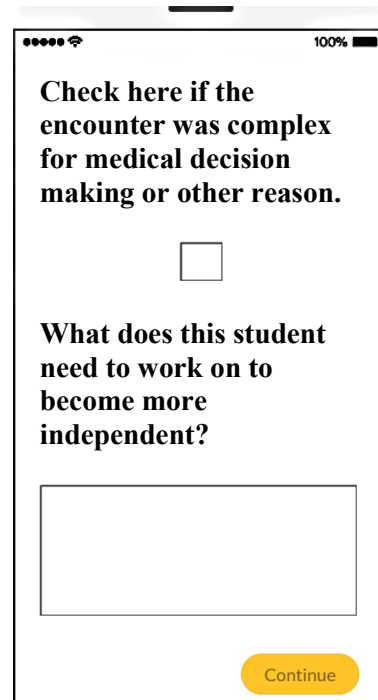
**Clinical Assessor Section**  
**EPA Details**  
**EPA 1a:**

- Uses hypothesis-driven questions linked to emerging differential
- Elicits pertinent positives / negatives
- Streamlines information gathering given chief complaint



**Clinical assessor involvement with: EPA 1a: Obtain a hypothesis-driven history.**

- ☐ **I did it:** Student required complete guidance or was unprepared.
- ☐ **I talked them through it:** Student was able to perform some tasks but required repeated direction.
- ☐ **I directed them from time to time:** Student only required intermittent prompting
- ☐ **I was available just in case:** Student functioned independently.



**Check here if the encounter was complex for medical decision making or other reason.**

☐

**What does this student need to work on to become more independent?**

Continue

Step 4. Sign encounter and submit. You will receive a confirmation email that the evaluation was completed.