

Infants: A safe ride from the start

10 tips to installing your infant's car seat right the first time



DOERNBECHER
CHILDREN'S
Hospital

1
2
years

Oregon Law requires children **under 40 pounds** to use a car seat with a harness and remain **rear facing** until at least 2 years old.



2

Be sure your child meets the **height and weight limits** of the car seat.




3

Expecting multiples? Choose a car seat with a min. weight of **4 lbs or less**.



4

NEVER place a rear-facing car seat in front of a frontal airbag.




5

The safest place for your child is in the **back seat** until at least 13 years of age.



6

Always install a rear-facing car seats **in the back seat using vehicle seat belt or LATCH**.




7

Ensure your car seat is at the correct recline angle. **Check your owner's manual** for that and other important info.



8

Fit the harness snugly so it isn't loose. You should **not** be able to pinch any extra harness strap at the shoulder.



9

Harnesses must be **at or below** shoulders for **rear-facing** seats.

10

Place the chest clip at **armpit level**, away from the neck.

Questions? OHSU Doernbecher Safety Center can help. Call to schedule an appointment to have your car seat checked by a Certified Child Passenger Safety Technician.

OHSU Doernbecher Safety Center
503-418-5666 | safety@ohsu.edu
www.doernbecher.com/carseatoutreach

DCH 3079927 1/21