


Community Belonging Data Walk



Content

Introduction

Project Approach &
Objectives

About the Sample

Communities & Identity
Groups


Places & Spaces

Belonging in Central
Oregon

Resilience in Central
Oregon

Moving forward
together

Introduction



Purpose of today's session

Over the past year, a team from OHSU and OSU-Cascades have been leading a community-engaged research study on belonging and resilience in Central Oregon. Today we will share some of the results with you and invite you to tell us what you think during a few group activities. Your shared point of view will help study findings be used more meaningfully in our community.

Guidelines for discussion

- Assume good intentions, be aware of impact.
- Build on the ideas of others.
- It's okay to disagree, do so with respect.
- Ask clarifying questions but stay focused on the topic.
- Listen to each other.
- Create a safe and supportive environment.
- Be respectful of different cultural backgrounds.

Today we invite you to participate in a large group discussion.

Please record your thoughts in your hard-copy booklet.

If you have further questions or additions that we don't have time for today, let's exchange contact info so we can follow-up!

Email Kaitlin at: greenkai@ohsu.edu

What is something that you do to help others feel they belong?

Belonging is the feeling of acceptance and value that comes through sharing experiences or characteristics with others. Some experiences or characteristics are more important than others in making us feel like we belong to a community.

Community can be defined however is meaningful to you – it can describe places, spaces, or groups of people with whom you share common characteristics or interests.

Approach & Objectives

The purpose of the community belonging research project is to:

- Measure community belonging and resilience in Central Oregon
- Team up with community members to make meaning from and share the findings to help build programs that foster community connections and supports



Research Scope

A brief overview of the Community Belonging Research Study



A postcard invitation to participate in the survey was sent to 13,000 addresses in Central Oregon.

22 community organizations shared the survey with their networks via email, social media, and physical and electronic flyers.

We attended 9 in-person events, including at mobile food pantries and soup kitchens in the tri-county area.

When was data collected?	<ul style="list-style-type: none"> • January 2023 to July 2023
How many people participated?	<ul style="list-style-type: none"> • 1,019 Survey participants • 35 focus group participants
Where did the study take place?	<ul style="list-style-type: none"> • Deschutes, Crook, Jefferson, and Northern Klamath County, as well as the Confederated Tribes of Warm Springs Reservation
How was data collected? <i>Qualitative Methods</i>	<ul style="list-style-type: none"> • 90 minute virtual focus groups with 7 priority communities, covering topics of belonging in places and spaces, and identity
How was data collected? <i>Quantitative Methods</i>	<ul style="list-style-type: none"> • A survey on belonging, resilience, and health for Central Oregon residents
What are the limitations of the study?	<ul style="list-style-type: none"> • Only conducted in English and Spanish • Snapshot in time, can't measure change over time

About the Sample*

We conducted virtual and paper surveys with 1,019 Central Oregonians. Here's a little bit more about them....



Gender

- 69% Women
- 29% Men
- 2% Non-binary**
- 1% Transgender



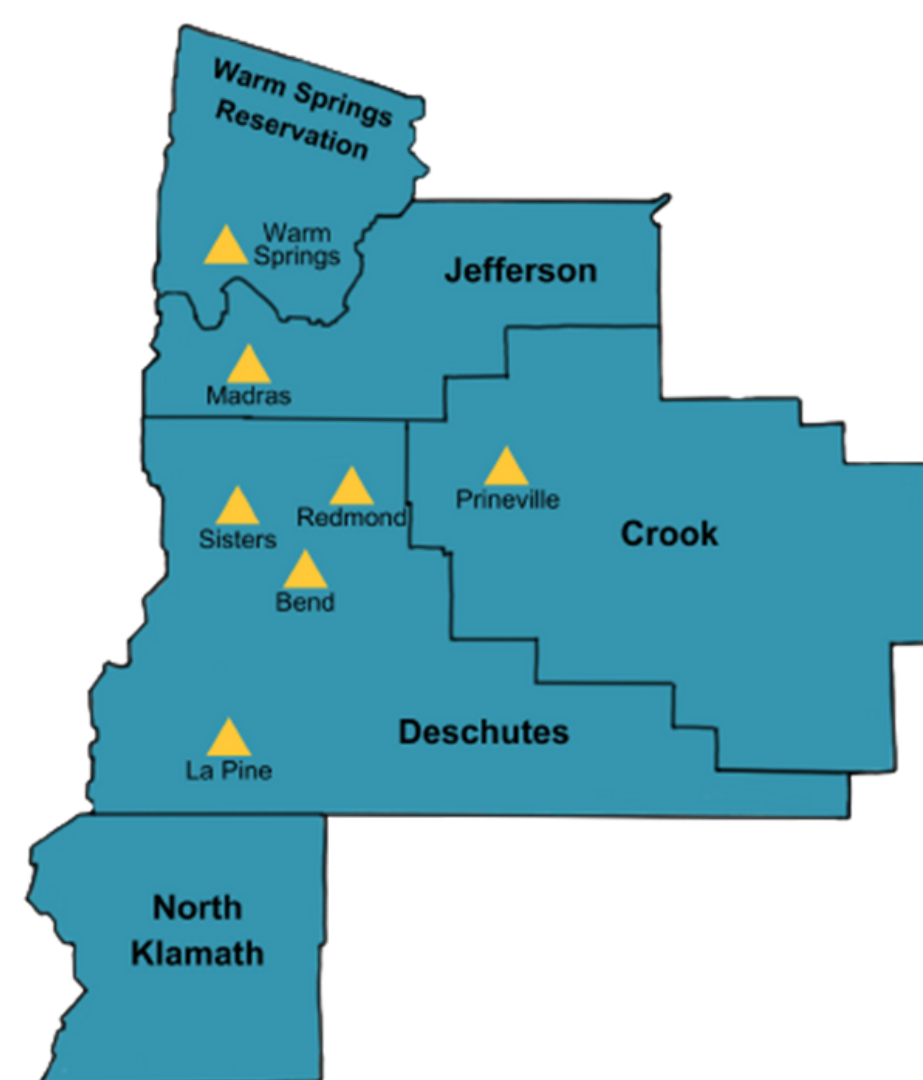
Age

- 27% 18-34
- 51% 35-64
- 23% 65+



Town

- 48% in Bend
- 13% in La Pine
- 8% in Madras
- 8% in Prineville
- 17% in Redmond
- 4% in Sisters
- 3% in Warm Springs



Race & Ethnicity***

- 77% White only
- 10% Hispanic or Latine/o/a
- 8% Biracial
- 7% Native American
- 3% Asian
- 1% Native Hawaiian or Pacific Islander
- <1% Black



Sexual Orientation

- 87% Straight or Heterosexual
- 9% Lesbian, Gay, Bisexual, Pansexual or Queer
- <1% Asexual



Education

- 11% High school/GED or less
- 20% Some college
- 15% 2 year degree
- 54% Bachelor's degree or greater



Income

- 14% Less than \$25,000
- 19% \$25,000-\$49,999
- 19% \$50,000-\$74,999
- 17% \$75,000-\$99,999
- 32% 100,000 or more



*Totals may not add up to 100% due to rounding and/or non-response

** Response options included: non-binary, third gender, agender, gender nonconforming or genderqueer

***Respondents were able to select more than one option

About the Older Adult sample*

Of the 1,019 people who completed the survey, **231 (23%)** were 65 years or better. Here's a little bit about them....



Gender

- 59% women
- 41% men



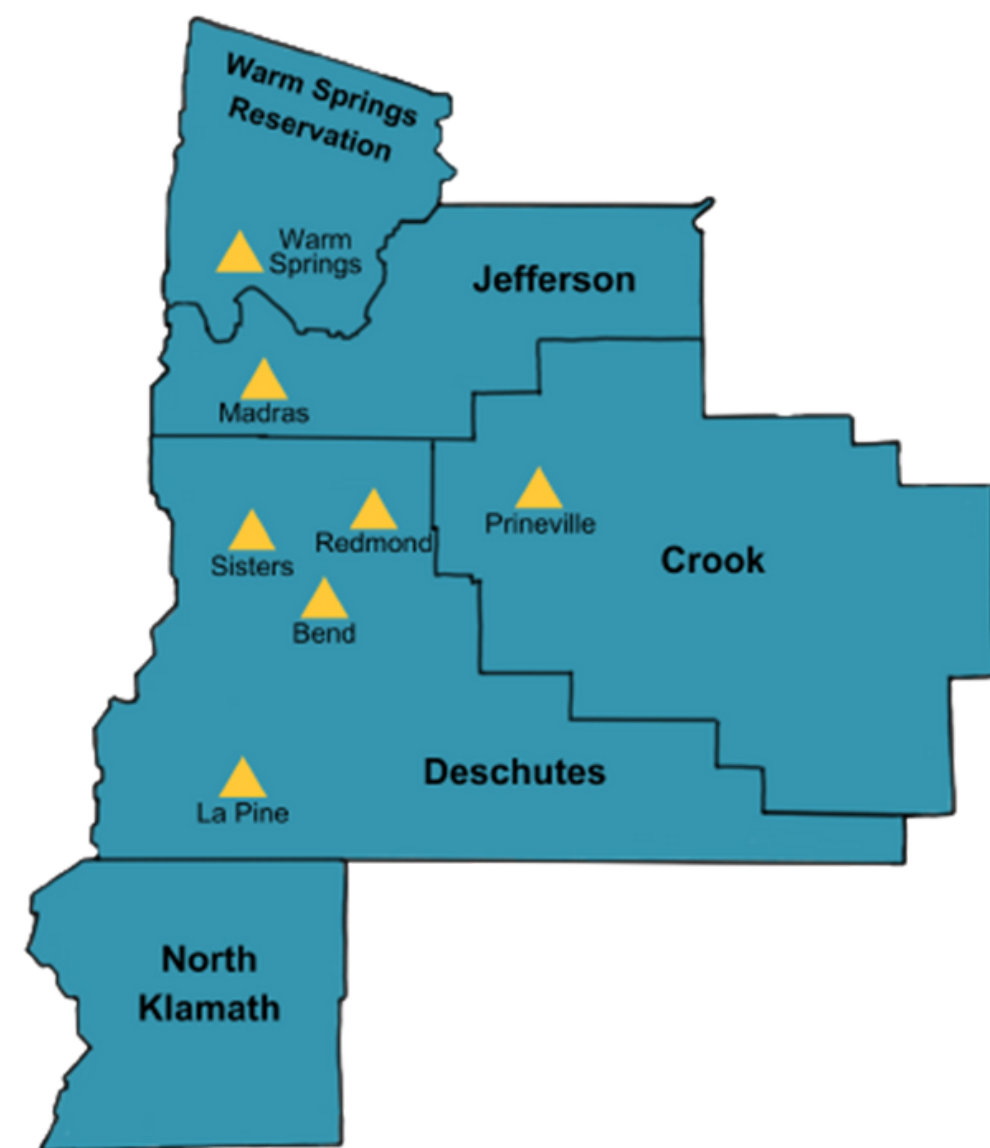
Town Cluster

- 47% in Bend
- 18% in Redmond
- 13% in La Pine
- 10% in Sisters
- 4% in Madras
- 7% in Prineville
- <1% in Warm Springs



Race & Ethnicity***

- 89% White only
- 4% Biracial
- 4% Native American
- <1% Hispanic or Latine/o/a
- <1% Asian
- <1% Native Hawaiian or Pacific Islander
- 0% Black



Education

- 7% High school/GED or less
- 20% Some college
- 12% 2 year degree
- 58% Bachelor's degree or greater



Income****

- 17% less than \$25,000
- 22% \$25,000-\$49,999
- 37% \$50,000-\$74,999
- 17% \$75,000-\$99,999
- 8% \$100,000 or more

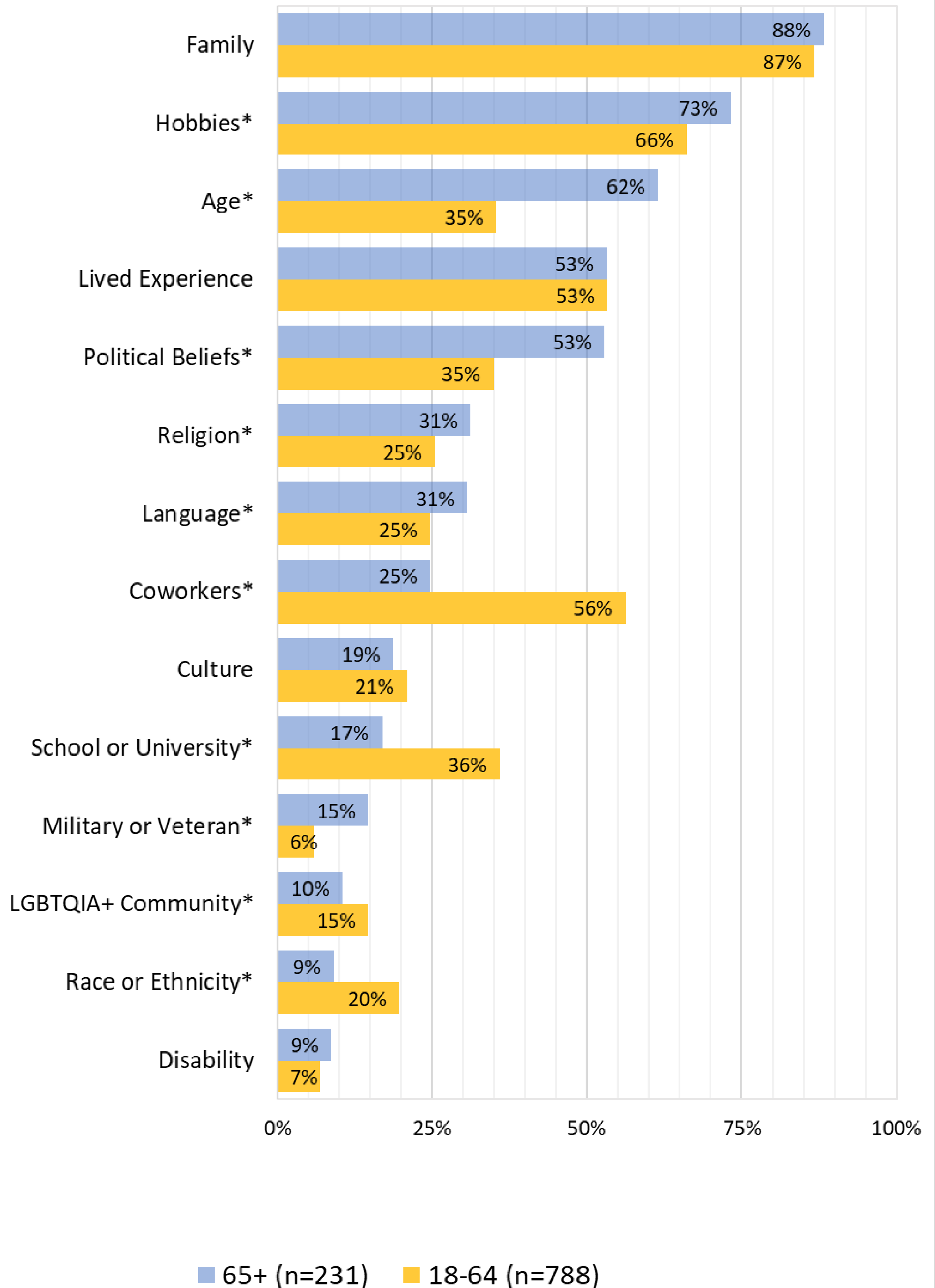
*Totals may not add up to 100% due to rounding and/or non-response

** Response options included: non-binary, third gender, agender, gender nonconforming or genderqueer

*** Respondents were able to select more than one option

**** Income and gender do not include respondents who preferred not to say or preferred to self-describe

Which of the following communities or identity groups make you feel like you belong?



*There is a statistically significant difference between Older Adults and people ages 18-64 for items with an asterisk.

Share what you think...



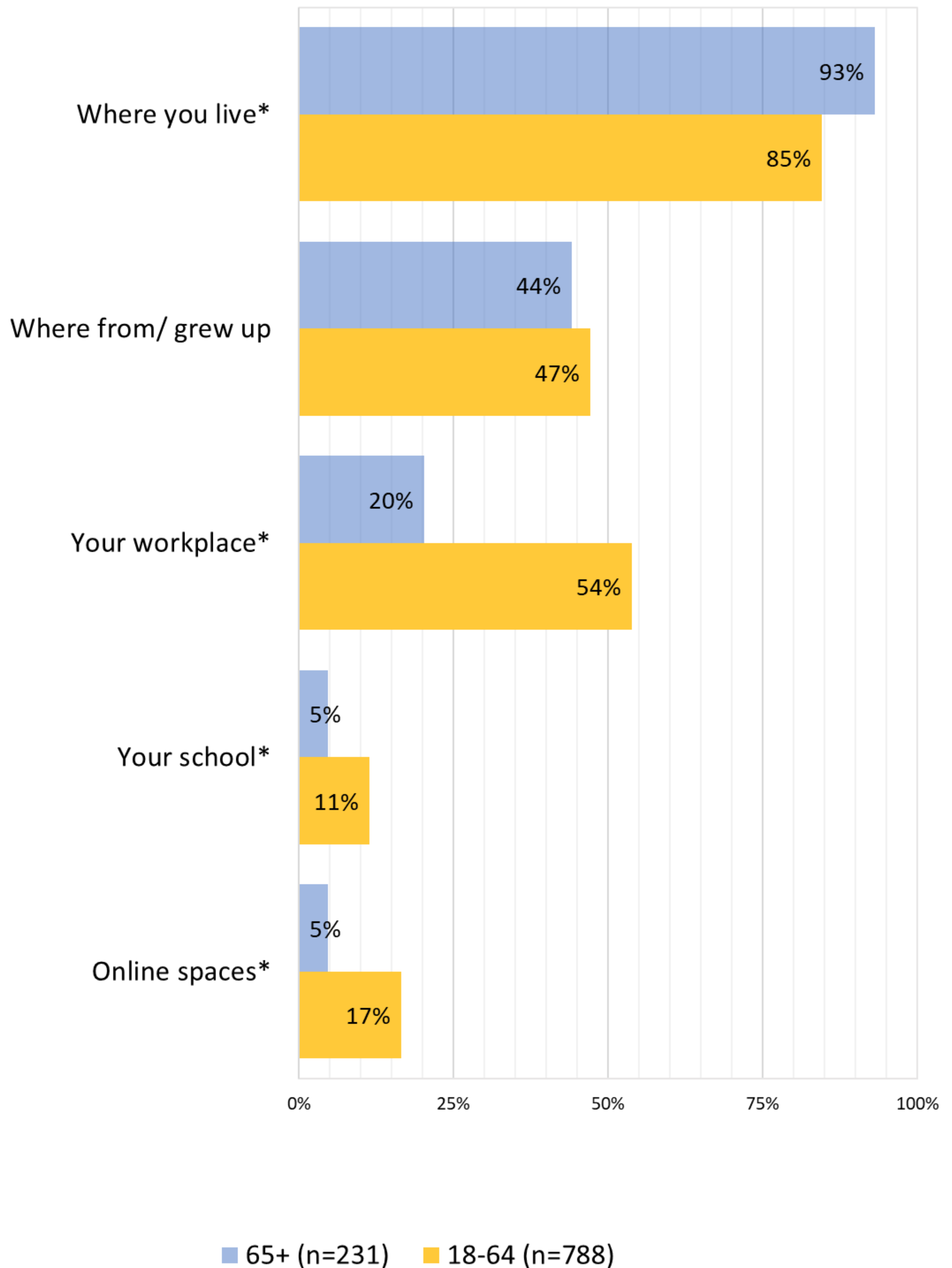
What stands out to you?

How is your experience similar?

How is your experience different?

Write your headline - what's your main take-away from this information?

In which of the following places or spaces do you feel like you belong?



*There is a statistically significant difference between Older Adults and people ages 18-64 for items with an asterisk.

Share what you think...



What stands out to you?

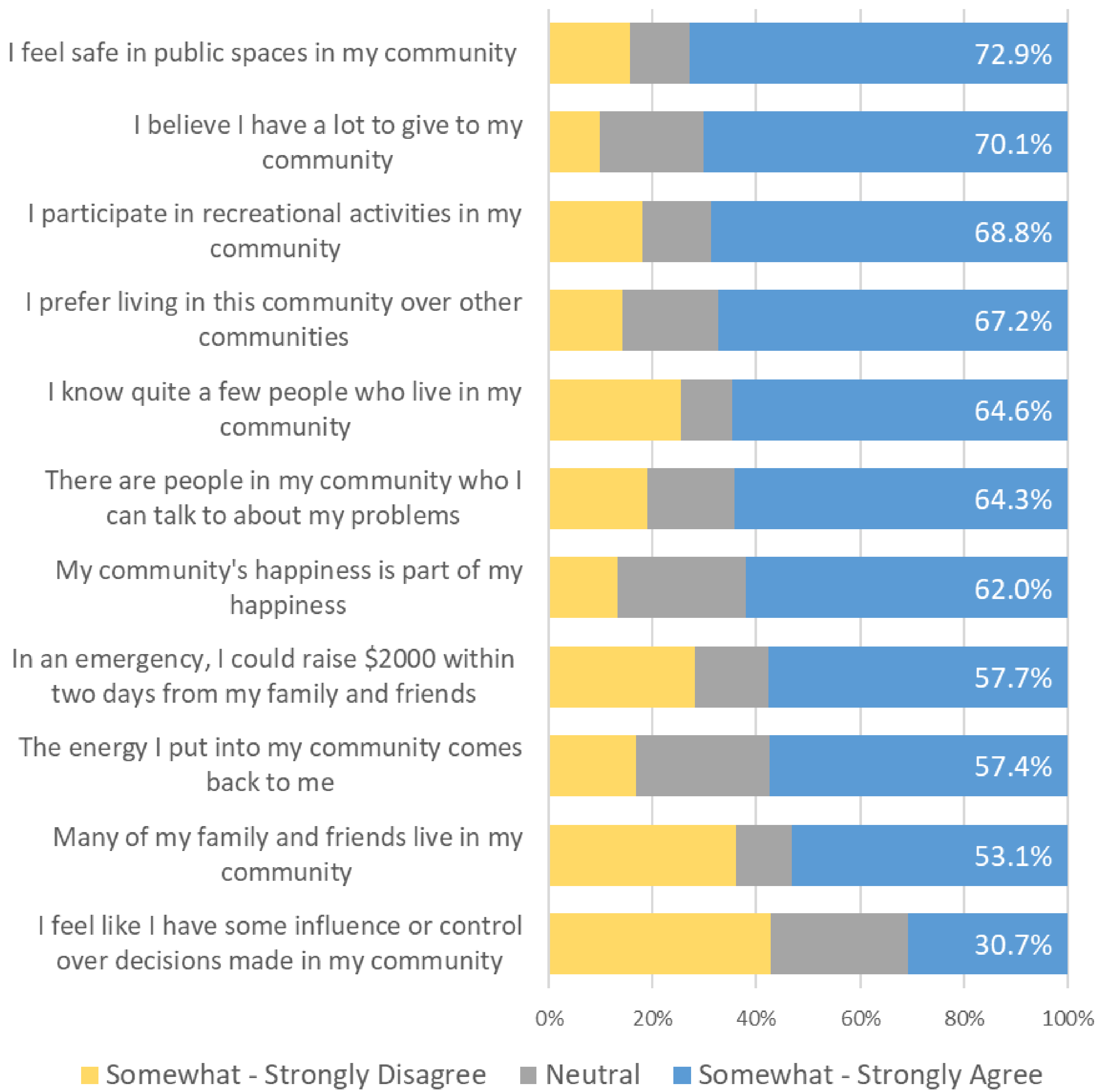
How is your experience similar?

How is your experience different?

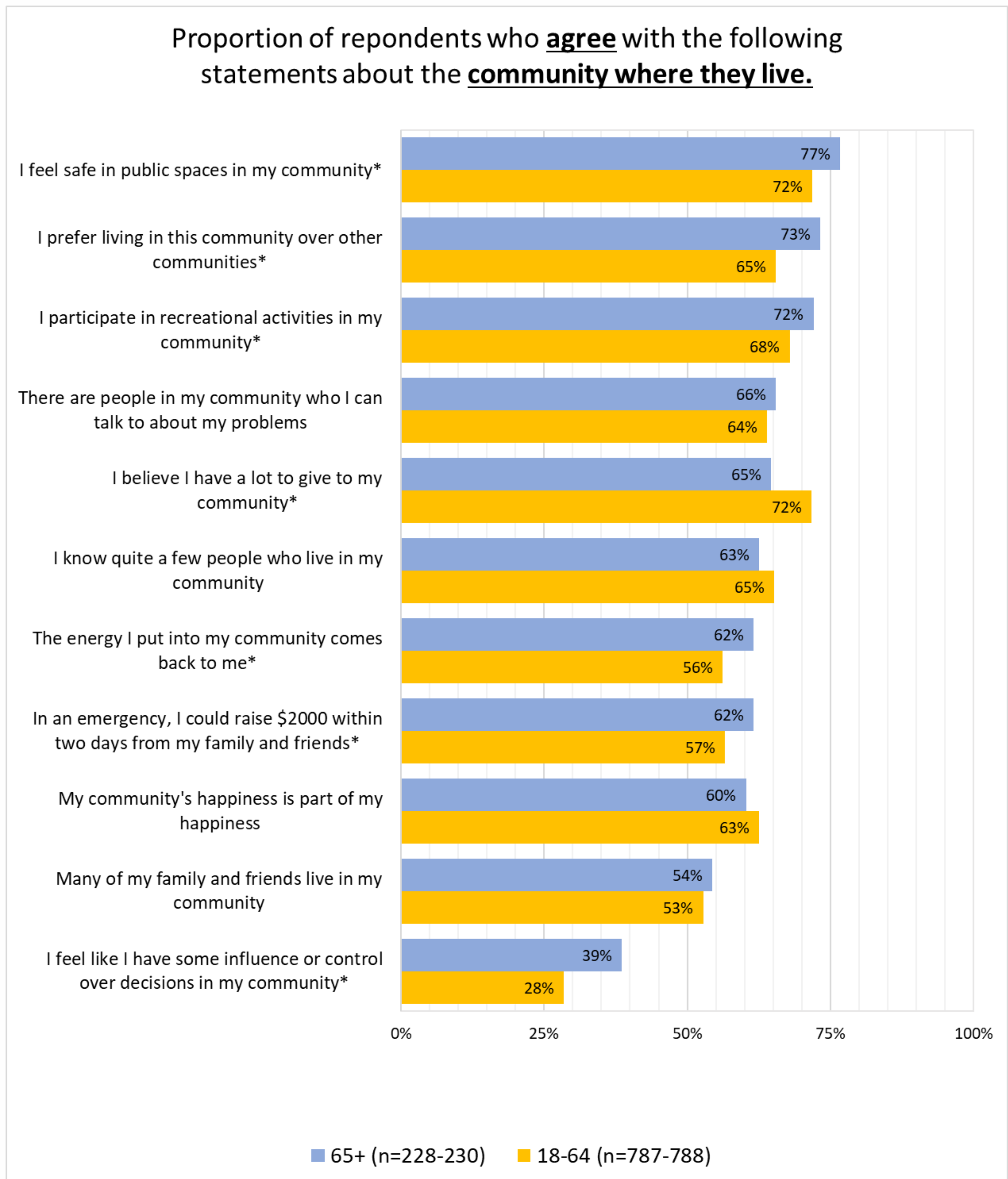
Write your headline - what's your main take-away from this information?

Community Attachment & Connection in Central Oregon

Thinking about the community where you live, please indicate the extent to which you agree or disagree with the following statements.



Community Attachment & Connectedness among Older Adults



Notice the strengths:

“I feel safe in public spaces in my community.” (77%)

“I prefer living in this community over other communities.” (73%)

“I participate in recreational activities in my community.” (72%)

*There is a statistically significant difference between Older Adults and people ages 18-64 for items with an asterisk.

Share what you think...



What stands out to you?

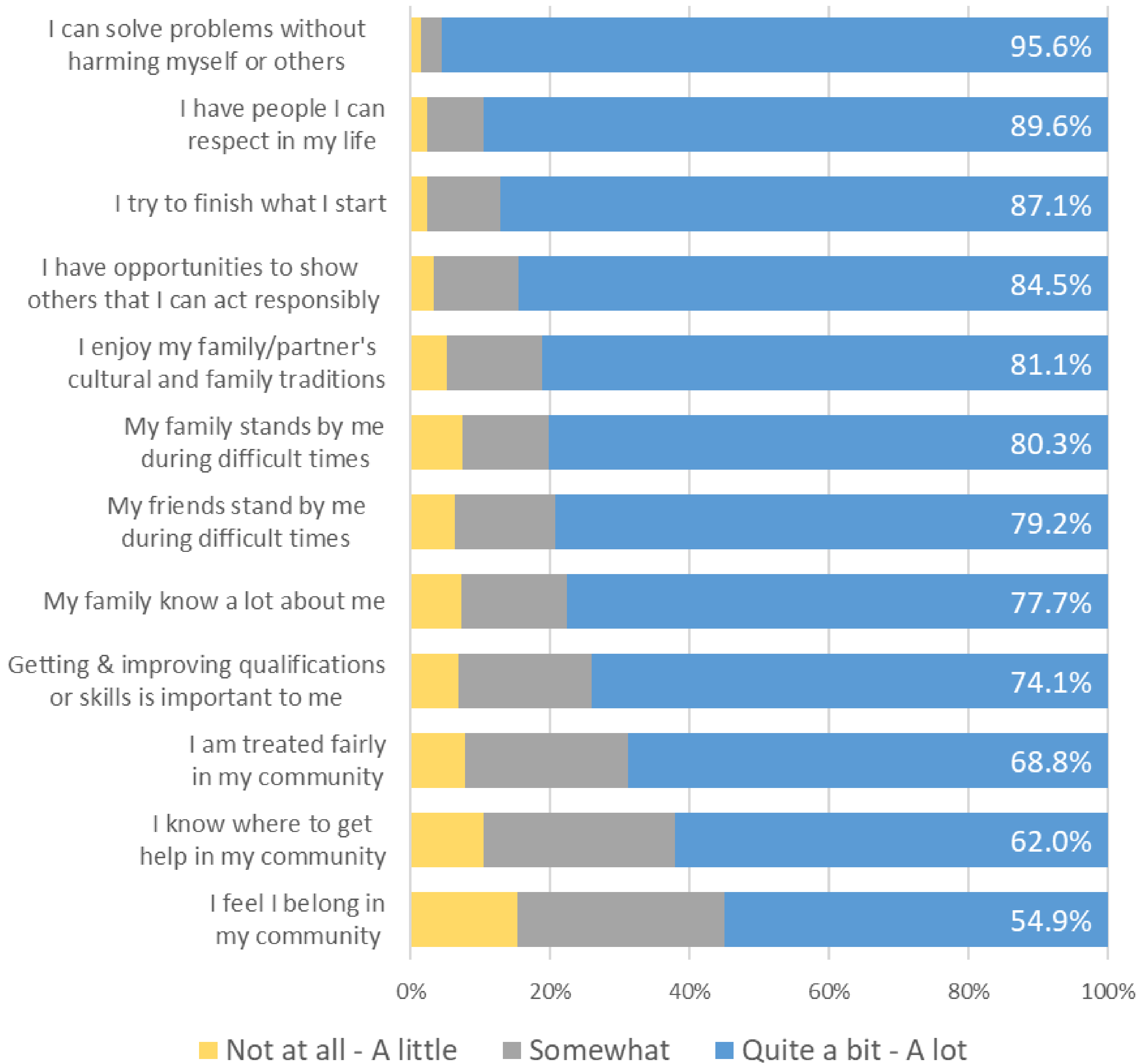
How is your experience similar?

How is your experience different?

Write your headline - what's your main take-away from this information?

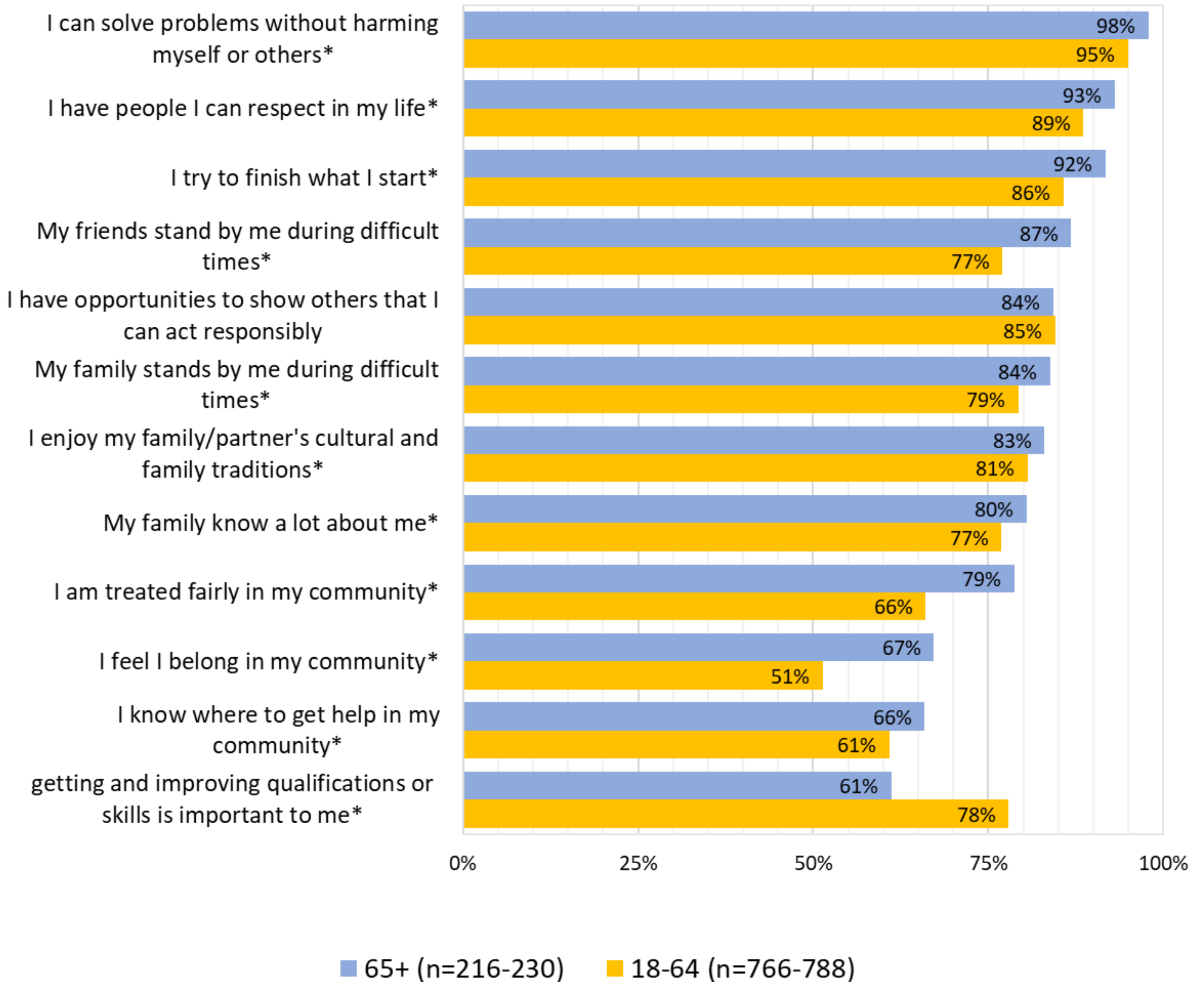
Resilience in Central Oregon

To what extent do the following statements apply to you?



Resilience among Older Adults

Proportion of respondents who indicate that the following statements apply to them "Quite a bit" or "A lot."



Notice the strengths:

"I can solve problems without harming myself or others." (98%)

"I have people I can respect in my life" (93%)

"I try to finish what I start." (92%)

*There is a statistically significant difference between Older Adults and people ages 18-64 for items with an asterisk.

Share what you think...



What stands out to you?

How is your experience similar?

How is your experience different?

Write your headline - what's your main take-away from this information?

In what ways can challenges to belonging be addressed?

How can we support strengths that promote to a sense of belonging?



These findings and recommendations will be shared with community groups working to support Central Oregonians.