

# 2019 REPORT

Serving Oregon, Alaska & Guam

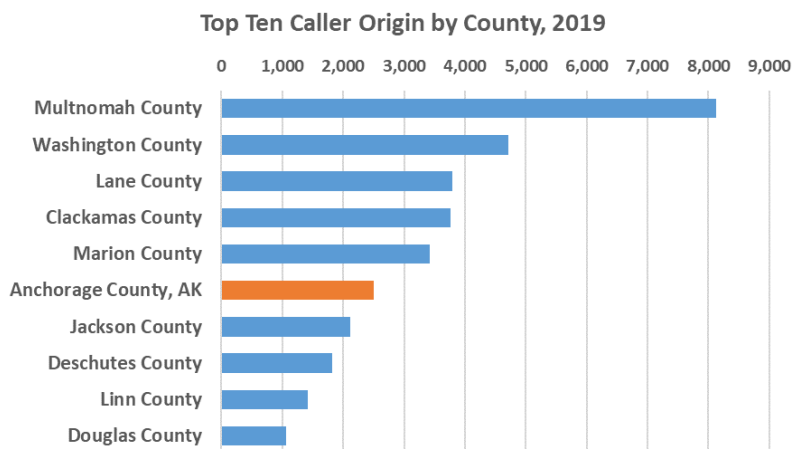


**OREGON  
POISON  
CENTER**

In 2019, the Oregon Poison Center managed 51,244 cases from residents, healthcare providers and other organizations throughout our region. Of these, 46,344 were about people coming into contact with dangerous or potentially dangerous substances ("exposures"). Almost 4,000 calls were from people with questions or people requesting educational information and materials.



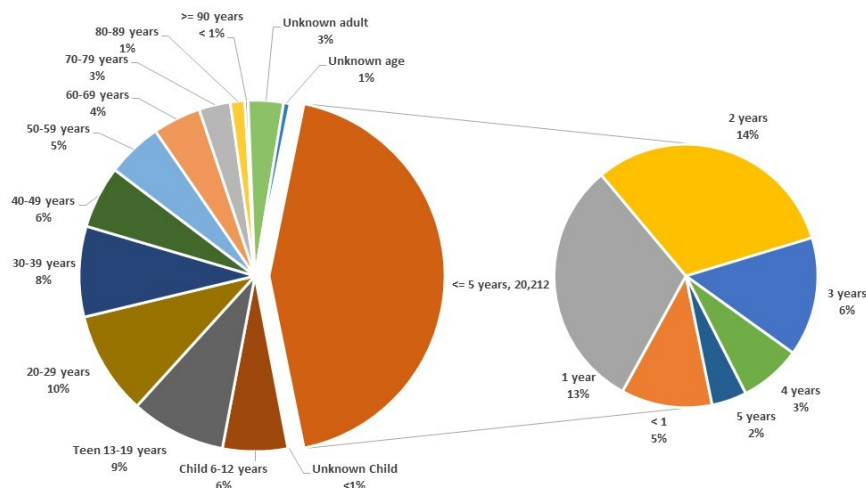
## Counties with the most calls to the poison center



## Who calls the poison center?

Poisonings can happen almost anywhere. In 2019, the poison center received calls from people at home, a workplace, school, other public areas and health care facilities. 88% of all exposure calls came from the patient's own residence or another residence. Regardless of the caller's location, our nurses, pharmacists and doctors provide expert care starting from the moment a caller reaches out to the poison center. Our team works closely with the patient's family and health care team, if needed, until the case is resolved.

2019 Exposures by Age



## Pediatric poisonings

Calls about pediatric poisonings (children ages 0-19) made up 57% of the calls to the poison center in 2019. Calls about poisonings among children 5 years old and younger represent the majority of those calls. While calls about young children may be more common, the most serious cases occurred in older children, teens, and adults.

Poison centers are for everyone. Our services are available 24 hours a day, 7 days a week and are always free.

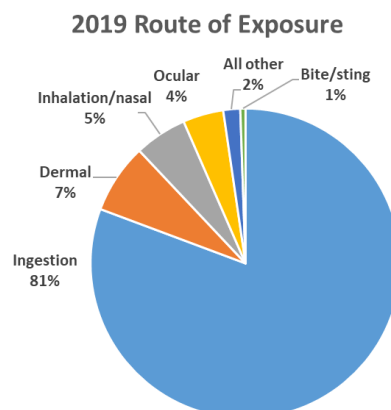
## Common substances involved with calls to the poison center

| Top 10 Exposure Categories by Age, 2019 |   |                |   |                |                                    |                |                                    |                |
|---|---|----------------|---|----------------|------------------------------------|----------------|------------------------------------|----------------|
|   | Total/All Ages                          |                | Children <=5                            |                | Children/Teens 6-19                |                | Adults Age >=20                    |                |
| Rank                                    | Substance                               | Exposure Count | Substance                               | Exposure Count | Substance                          | Exposure Count | Substance                          | Exposure Count |
| 1                                       | Analgesics                              | 6,462          | Cosmetics/personal care products        | 2,328          | Analgesics                         | 1,384          | Analgesics                         | 3,113          |
| 2                                       | Cleaning substances (household)         | 3,595          | Cleaning substances (household)         | 2,011          | Antidepressants                    | 900            | Antidepressants                    | 2,181          |
| 3                                       | Antidepressants                         | 3,382          | Analgesics                              | 1,939          | Stimulants and street drugs        | 459            | Cardiovascular drugs               | 2,010          |
| 4                                       | Cosmetics/personal care products        | 3,374          | Foreign bodies/toys/miscellaneous       | 1,658          | Sedative/hypnotics/anti-psychotics | 391            | Sedative/hypnotics/anti-psychotics | 2,009          |
| 5                                       | Cardiovascular drugs                    | 2,713          | Dietary supplements/herbals/homeopathic | 1,249          | Cold and cough preparations        | 379            | Alcohols                           | 1,712          |
| 6                                       | Sedative/hypnotics/anti-psychotics      | 2,572          | Plants                                  | 1,037          | Antihistamines                     | 369            | Cleaning substances (household)    | 1,239          |
| 7                                       | Foreign bodies/toys/miscellaneous       | 2,234          | Vitamins                                | 959            | Cosmetics/personal care products   | 360            | Anticonvulsants                    | 1,187          |
| 8                                       | Alcohols                                | 2,045          | Topical preparations                    | 876            | Cardiovascular drugs               | 338            | Stimulants and street drugs        | 1,081          |
| 9                                       | Stimulants and street drugs             | 1,832          | Pesticides                              | 792            | Cleaning substances (household)    | 321            | Hormones and hormone antagonists   | 845            |
| 10                                      | Dietary supplements/herbals/homeopathic | 1,798          | Electrolytes and minerals               | 518            | Foreign bodies/toys/miscellaneous  | 299            | Chemicals                          | 840            |

### Why people call the poison center

The most common substances involved with calls to the poison center were medicine, cleaning products and cosmetics/personal care products. The unique landscape and potential hazards in our service area means we also treat unique exposures to substances such as marijuana, marine biotoxin and envenomation, and mushroom and plant poisonings. The majority of calls in 2019 were unintentional (75%). The poison center also receives calls about potential poisonings due to self-harm, substance abuse and misuse.

People are typically exposed to a poison or potential poison because they swallowed it (ingestion). They may also experience a poisoning because something has been inhaled, splashed in the eye (ocular) or on the skin (dermal), or because of a bite or sting.



### Focus on Prevention

In alignment with our mission to prevent poisonings, poison center staff and volunteers provide professional training and public education programs in the community throughout the year.

In 2019, the poison center reached almost 500 children and adults through direct education and approximately 6,400 more through community events.

More than 300 professionals were trained by the poison center in 2019, including nurses, resident physicians, EMS and other first responders across the region.