


# Infants: A safe ride from the start

10 tips to installing your infant's car seat right the first time

1  
2  
years

Oregon Law requires children **under 40 pounds** to use a car seat with a harness and remain **rear facing** until at least 2 years old.




2 Be sure your child meets the **height and weight limits** of the car seat.



3 **Expecting multiples?** Choose a car seat with a min. weight of **4 lbs or less**.




4 **NEVER** place a rear-facing car seat in front of a frontal airbag.



5 The safest place for your child is in the **back seat** until at least 13 years of age.



6 Always install a rear-facing car seats **in the back seat using vehicle seat belt or LATCH**.



7 **Check your owner's manual** for that and other important info.



8 **Fit the harness snugly** so it isn't loose. You should **not** be able to pinch any extra harness strap at the shoulder.

9 Harnesses must be **at or below** shoulders for **rear-facing** seats.

10 Place the chest clip at **armpit level**, away from the neck.

Questions? OHSU Doernbecher Safety Center can help. Call to schedule an appointment to have your car seat checked by a Certified Child Passenger Safety Technician.

OHSU Doernbecher Safety Center  
503-418-5666 | [safety@ohsu.edu](mailto:safety@ohsu.edu)  
[www.doernbecher.com/carseatoutreach](http://www.doernbecher.com/carseatoutreach)