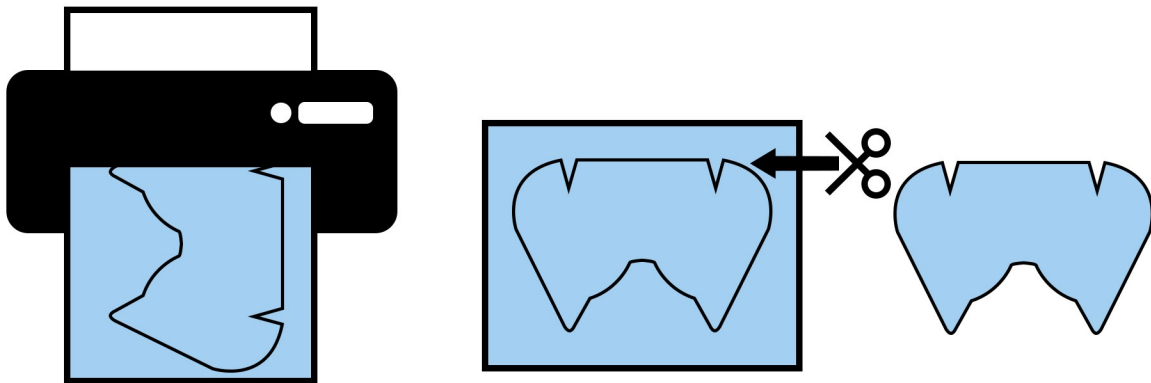
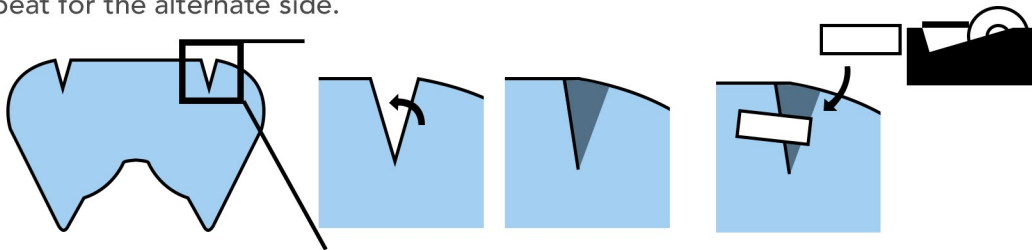


Print the face shield template from onto transparency film. Cut the template from the transparency film.

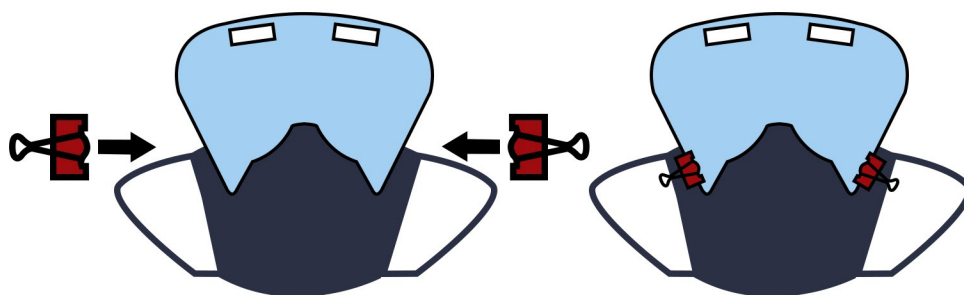
NOTE: Print "ACTUAL SIZE" from print properties



Fold and overlap corner reliefs and secure in place with a 2-inch piece of Scotch™ tape. Repeat for the alternate side.



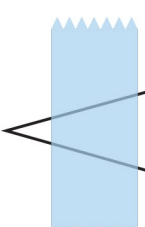
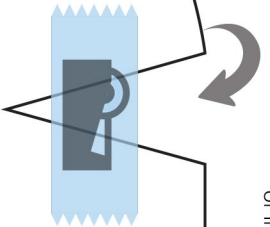
Affix face shield to the mask utilizing small paper clamps, binder clips, paper clips or adhesive velcro.




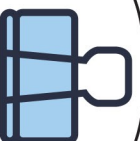

Disclaimer: This is not a medical device, nor has this been tested as such. No guarantees are expressed or implied. This is one imperfect, but adequate solution among many, to provide satisfactory PPE where commercial availability does not meet demand.

PRINT 'ACTUAL SIZE'

OHSU SOM  **OPENSIELD**



Not disposable! Clean, reuse and conserve.



For respiratory droplet and irritant mitigation.



OPENSIELD
OHSU SCHOOL OF MEDICINE