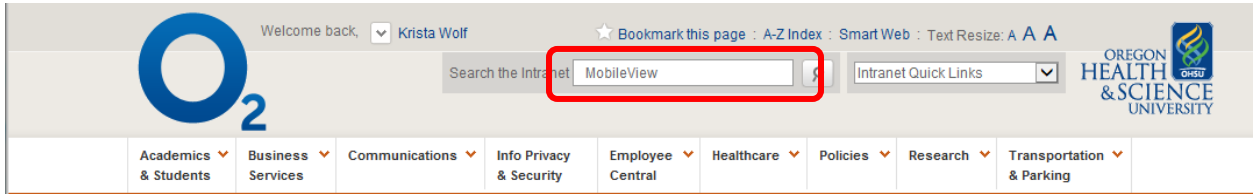
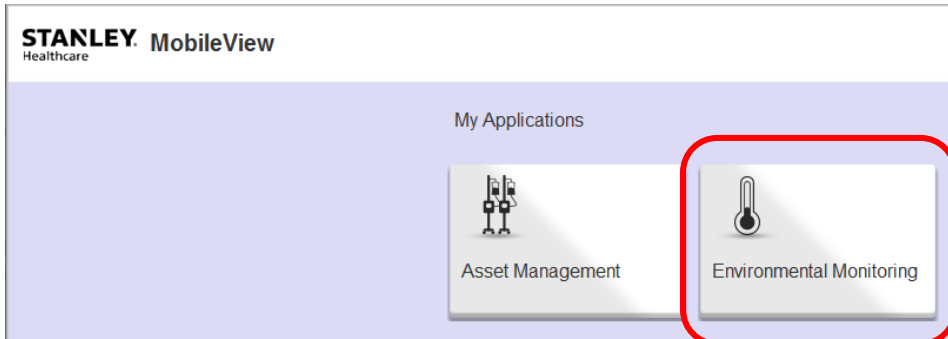


## Accessing Aeroscout Temperature Logs

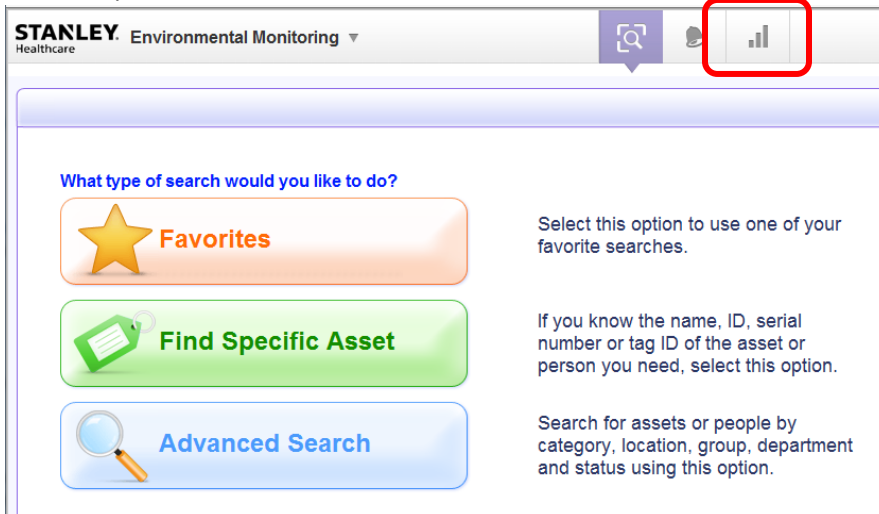
1. Find MobileView from the O2 page.



2. Login to MobileView. Username: research Password: Research2015
3. Select "Environmental Monitoring"



4. Select Reports



5. Select Temperature history.

**STANLEY Healthcare Environmental Monitoring**

Instant Reports | Saved Reports

**Reports**

- Asset Management
  - Inventory
  - Battery Level Report
  - Asset List
  - Out of Sight Assets Report
  - Inventory Summary
  - Incident Replay Report (Room)
  - Full Asset List Report
  - Exciter Battery Status
- Temperature & Humidity
  - Temperature Summary
  - Current Temperature Report
  - Temperature History**
  - Temperature Events
  - Current Humidity Report
  - Humidity History
  - Multiple Asset Humidity History
  - Condition Monitoring Audit
  - Condition Monitoring Archive
  - Integrated Temperature History
  - Past Temperature Report
  - Multiple Asset Temperature History
  - Humidity Summary
  - Humidity Events
- History
  - Event History
  - Asset History
  - Asset Telemetry History
  - Battery Statistics History
  - Battery Capacity History

**Temperature History**

Report Title: Temperature History | Format: PDF

This report retrieves historical data, showing the temperature read from an asset during the specified time period.

**Parameters:**

From: 04/09/17 | At: 00 : 05 : 00  
To: 04/12/17 | At: 13 : 40 : 00

\* Asset: [ ] You can start typing, or click the browse button, to select an asset. Format: Asset Name{ID}

**Column Selection:**

Available Columns	Selected Columns
Asset Name	Date
Asset ID	Temperature
Range	Location
Category	Tag ID
Department	
Description	

Locale Settings: Language: English

Buttons: Copy All, Copy, Remove, Remove All, Top, Up, Down, Bottom

6. Adjust the date and time and search for the correct asset. Generate the report.

**Temperature History**

Report Title: Temperature History | Format: PDF

This report retrieves historical data, showing the temperature read from an asset during the specified time period.

**Parameters:**

From: 04/09/17 | At: 00 : 05 : 00  
To: 04/12/17 | At: 13 : 50 : 00

\* Asset: Rx Fremont{ } You can start typing, or click the browse button, to select an asset. Format: Asset Name{ID}

**Column Selection:**

Available Columns	Selected Columns
Asset Name	Date
Asset ID	Temperature
Range	Location
Category	Tag ID
Department	
Description	

Locale Settings: Language: English

**Generate**