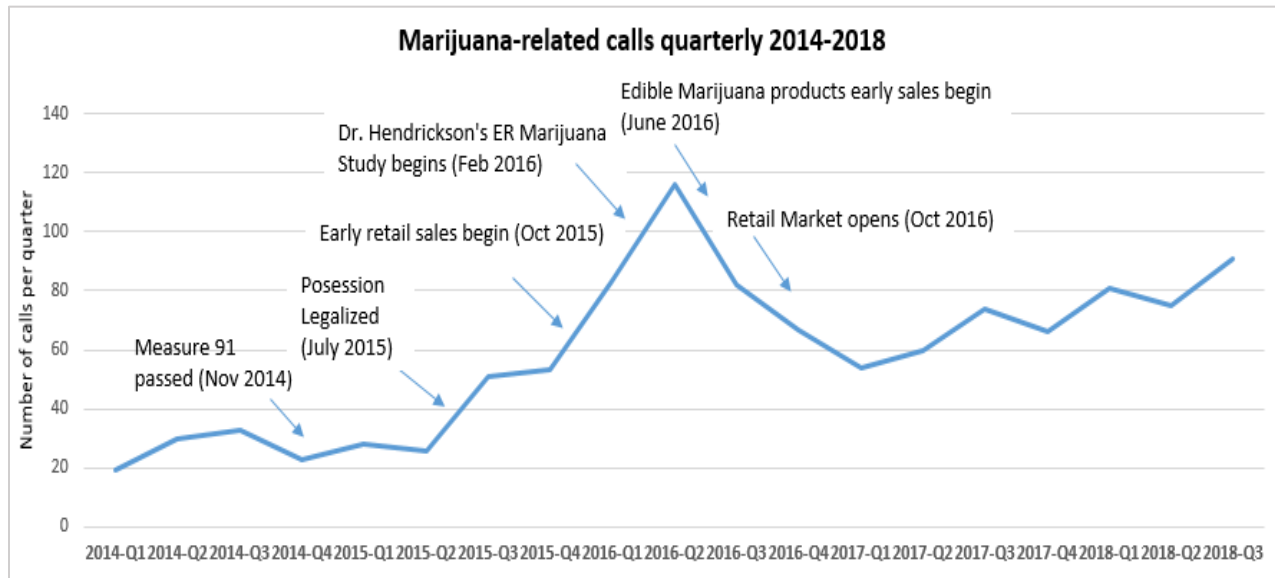


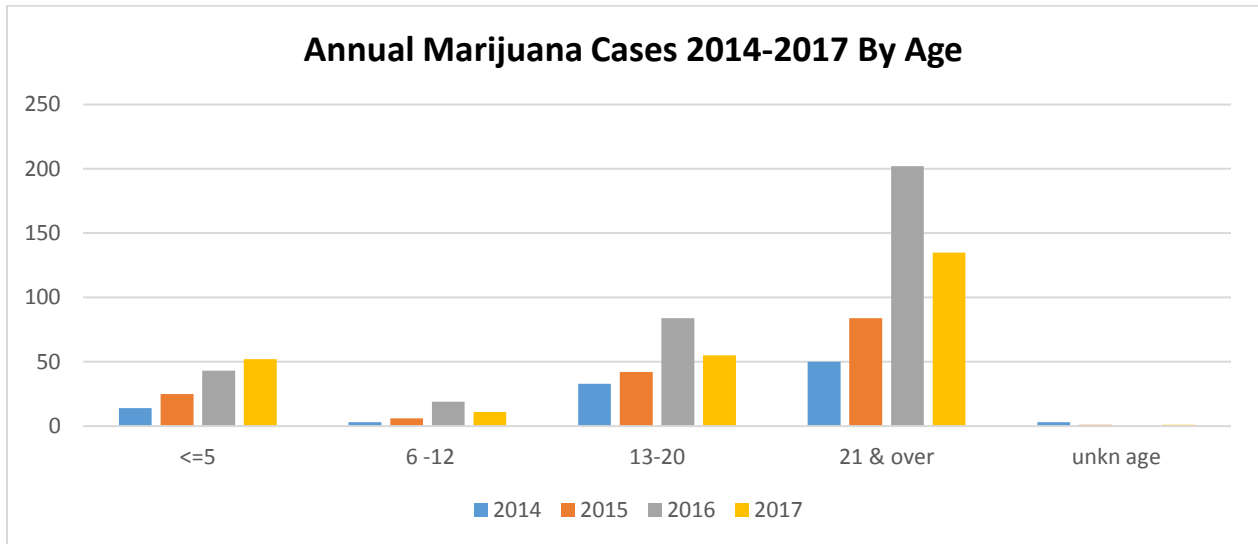
Cannabis Report 2014-2018



Graph created in collaboration with the Oregon Health Department, Public Health Division

Modified and updated quarterly by the Oregon Poison Center

- Marijuana-related calls to Oregon the Poison Center have increased yearly since 2014.
- Total calls: 103 in 2014, 158 in 2015, 348 in 2016, 254 cases in 2017 and 247 calls so far in 2018 (Quarter 1- Quarter 3).
- * A Cannabis-associated adverse effects study conducted by Dr. Hendrickson began in February 2016. For this study, Oregon emergency rooms were asked to voluntarily notify the Poison Center regarding each marijuana case they encounter. This number might not represent the total cases they encounter due to its voluntary nature. According to the data, there is a significant increase of marijuana-related calls for the first and second quarters in 2016. It is important to mention that this increase could be due to the recent marijuana study. Long-term monitoring will be needed to show the impact of Oregon's marijuana laws.



2014 Marijuana cases by age:

- <=5 years old: 14
- 6-12 years old: 3
- 13-20 years old: 33
- 21 and over: 50
- Unknown age: 3

2015 Marijuana cases by age:

- <=5 years old: 25
- 6-12 years old: 6
- 13-20 years old: 42
- 21 and over: 84
- Unknown age: 1

2016 Marijuana cases by age:

- <=5 years old: 43
- 6-12 years old: 19
- 13-20 years old: 84
- 21 and over: 202
- Unknown age: 0

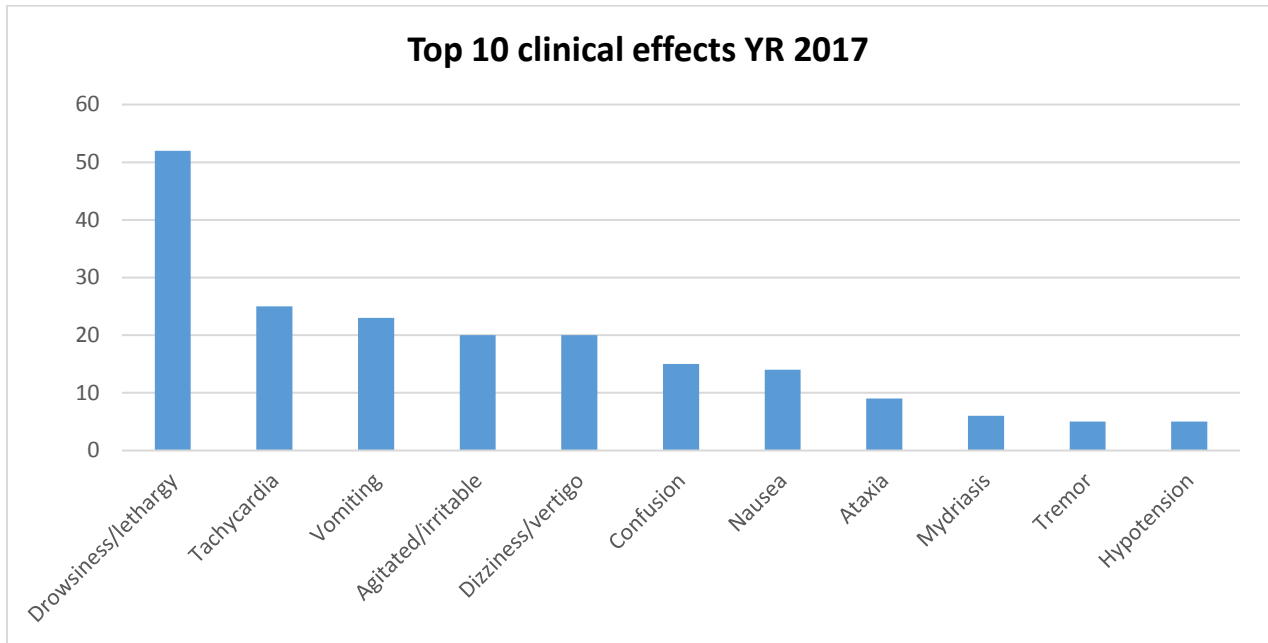
2017 Marijuana cases by age:

- <=5 years old: 52
- 6-12 years old: 11
- 13-20 years old: 55
- 21 and over: 135
- Unknown age: 1



Oregon Poison Center
Serving Oregon, Alaska and Guam

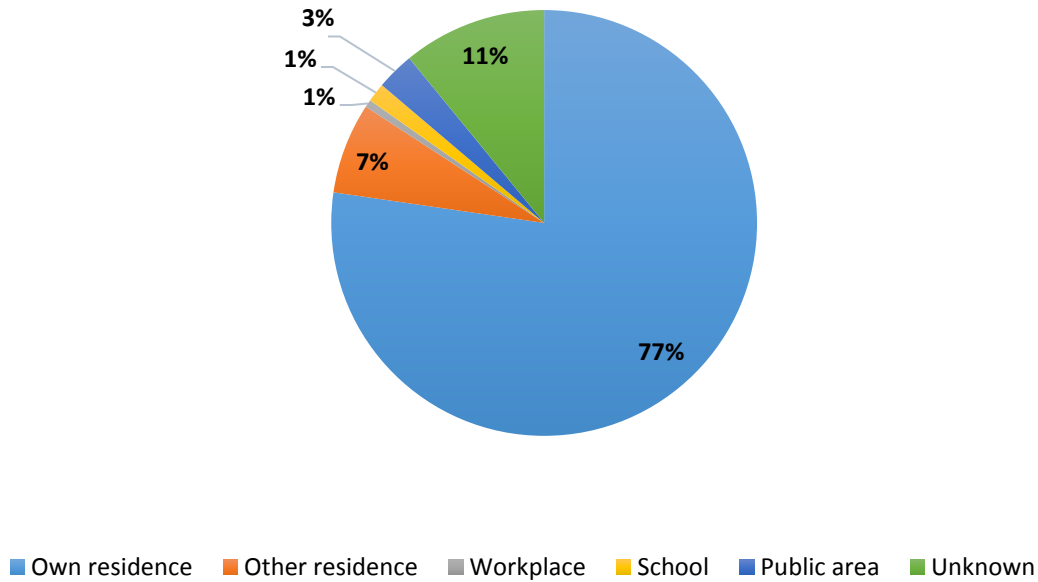
Mail code: CB550 ▪ 3181 SW Sam Jackson Park Road ▪ Portland, OR 97239-3098
ADMIN: 503 494-8600 ▪ FAX 503 494-4980 ▪ POISON INQUIRY 800 222-1222



The top 10 marijuana clinical effects observed were:

1. Drowsiness: 52
2. Tachycardia: 25
3. Vomiting: 23
4. Agitated/irritable: 20
5. Dizziness/vertigo: 20
6. Confusion: 15
7. Nausea: 14
8. Ataxia: 9
9. Mydriasis (expanding of the pupil): 6
10. Tremor: 5 and High blood pressure: 5

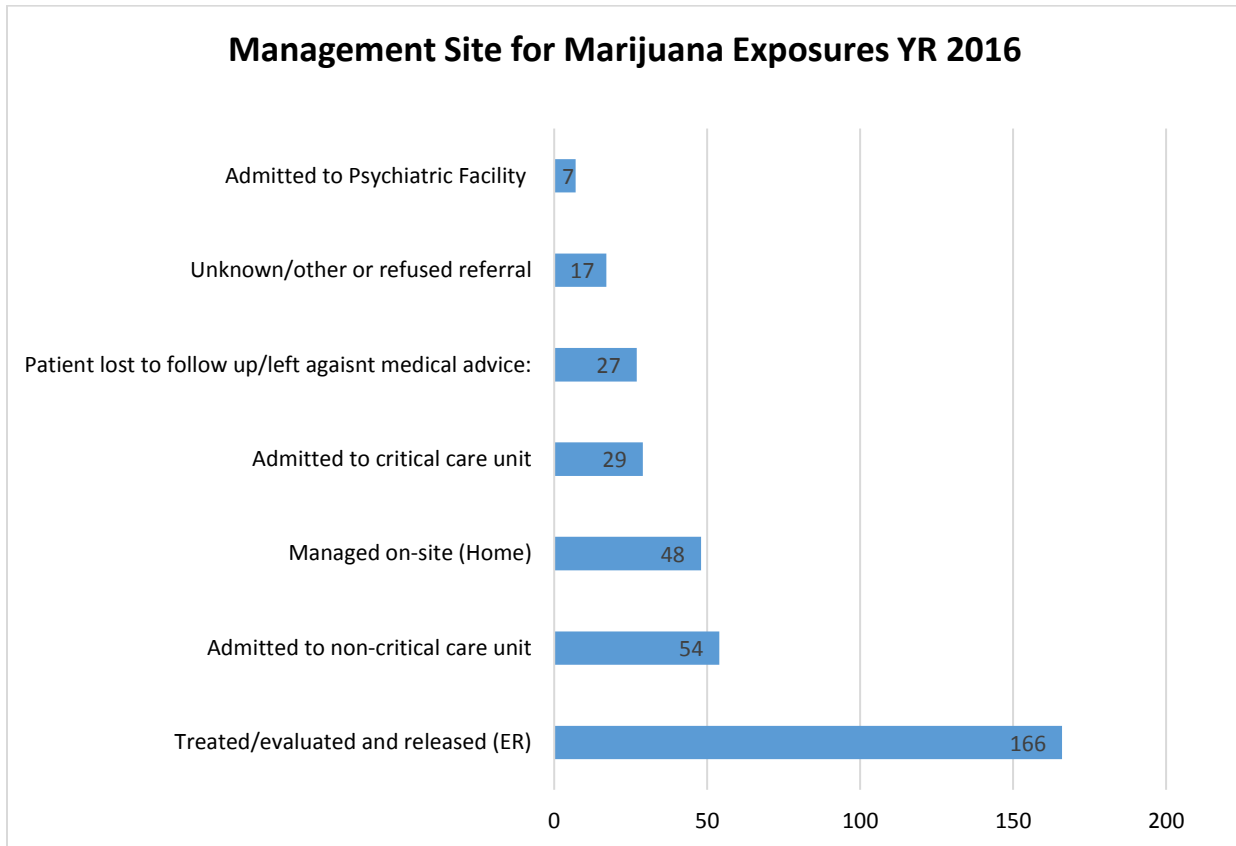
SITES OF MARIJUANA EXPOSURES YR 2016



People became exposed to marijuana in the following places:

- Own Residence: 77%
- Unknown: 11%
- Other Residence: 7%
- Public Area: 3%
- Workplace: 1%
- School: 1 %

This data is obtained through a broad query of raw data from the Oregon Poison Center Data System and is not intended for scientific or research purposes. The use of OPC data for clinical or epidemiological decision support requires an understanding of the underlying premise by which the OPC is able to collect code data. It is recommended that parties interested in OPC data discuss the results with the OPC leadership prior to using it.



Marijuana exposures were managed at the following sites:

- Treated/evaluated and released (ER): 166
- Admitted to non-critical care unit: 54
- Managed on-site (Home): 48
- Admitted to critical care unit: 29
- Patient lost to follow up/left against medical advice: 27
- Unknown/other or refused referral: 17
- Admitted to psychiatric facility: 1

This data is obtained through a broad query of raw data from the Oregon Poison Center Data System and is not intended for scientific or research purposes. The use of OPC data for clinical or epidemiological decision support requires an understanding of the underlying premise by which the OPC is able to collect code data. It is recommended that parties interested in OPC data discuss the results with the OPC leadership prior to using it.