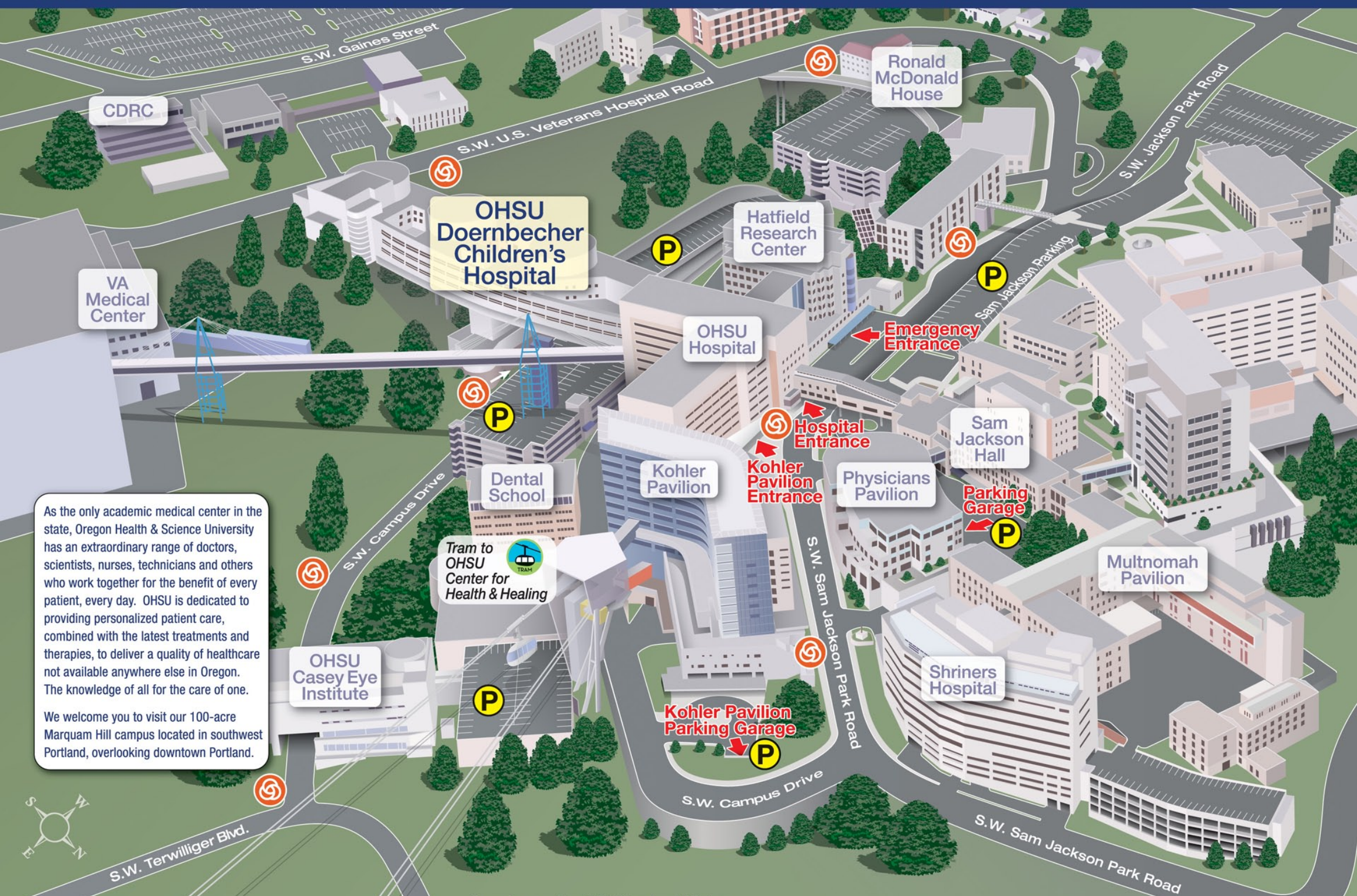


VISITOR GUIDE



As the only academic medical center in the state, Oregon Health & Science University has an extraordinary range of doctors, scientists, nurses, technicians and others who work together for the benefit of every patient, every day. OHSU is dedicated to providing personalized patient care, combined with the latest treatments and therapies, to deliver a quality of healthcare not available anywhere else in Oregon. The knowledge of all for the care of one.

We welcome you to visit our 100-acre Marquam Hill campus located in southwest Portland, overlooking downtown Portland.

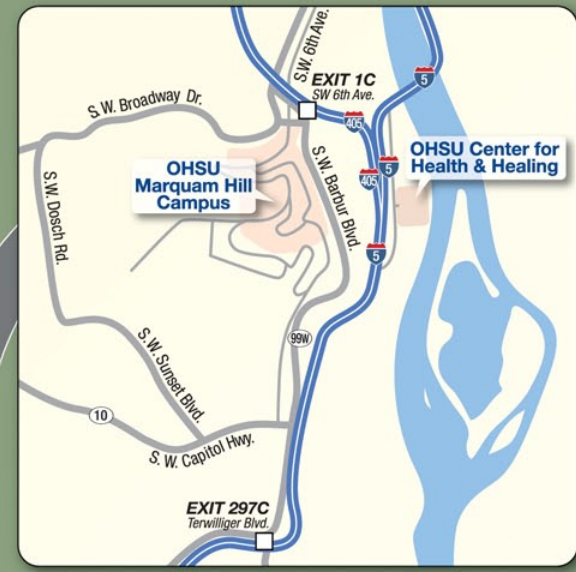
ABOUT OHSU DOERNBECHER CHILDREN'S HOSPITAL
The main entrance of OHSU Doernbecher Children's Hospital brings you to the main lobby, where you will find an information desk, elevators to other floors and the only Starbucks cafe on the OHSU campus.

DIRECTIONS TO THE BUILDING
As you drive up to Marquam Hill on S.W. Sam Jackson Park Road/S.W. Terwilliger Blvd., turn left at the light onto S.W. Terwilliger Blvd. Then, turn right onto S.W. Campus Drive. As you continue up the hill, you will see Doernbecher on the left side of the road. The road will veer right towards OHSU Hospital but you will want to make a slight left turn after passing under the Doernbecher and then turn left towards Doernbecher's main entrance.

PARKING
We recommend you park directly in front of the main entrance or along the left side of the street approaching the main entrance.

Emergency Department Parking
If you are visiting the Doernbecher Emergency Department, please note that it is located adjacent to the OHSU emergency room, not in Doernbecher Children's Hospital. Free valet parking is available at the main entrance to the Emergency Department (just past the OHSU Hospital entrance on the left on the bottom floor of Hatfield Research Center on S.W. Sam Jackson Park Road). Emergency Department valet parking is available during regular patient visiting hours. Or, you can self park in the Sam Jackson Parking Garage across the street from the emergency room.

For more information and directions to the campus, please visit www.ohsuhealth.com/maps or call 503.494.8311.



Information ?

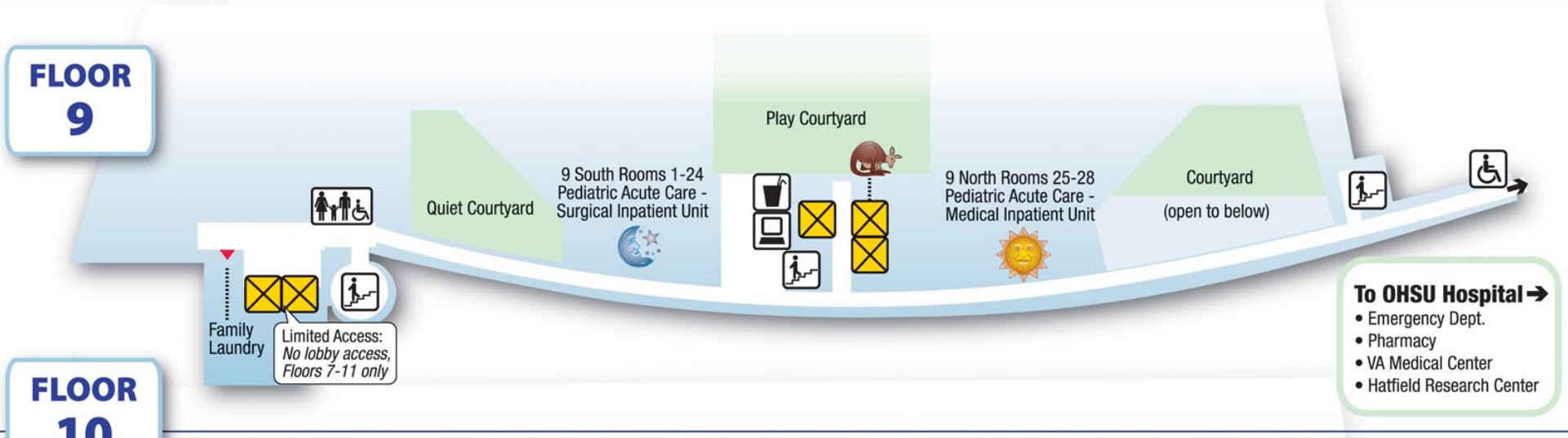
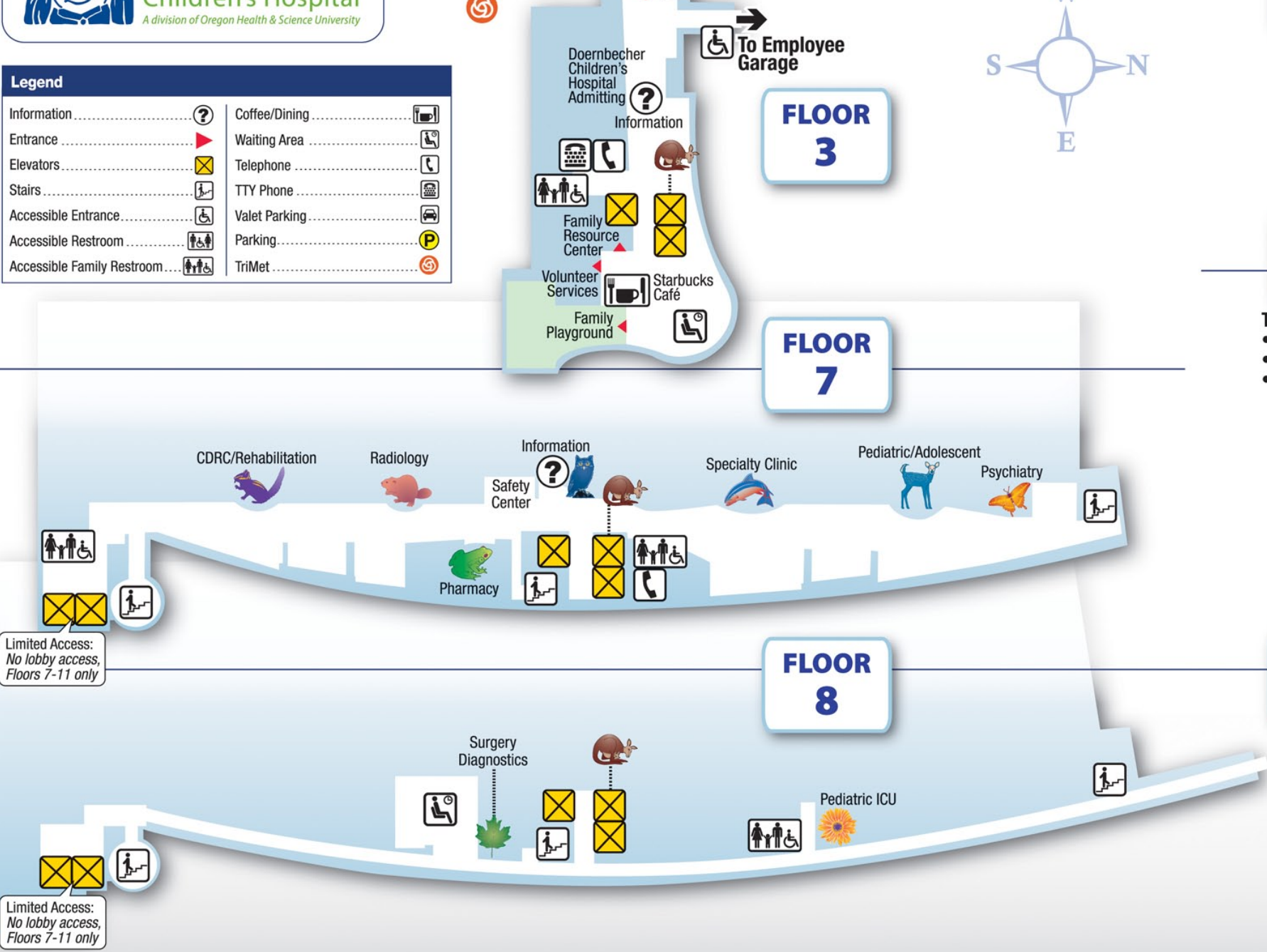





Main Entrance
 To Visitor Parking Area
 TriMet Lift Service Stop

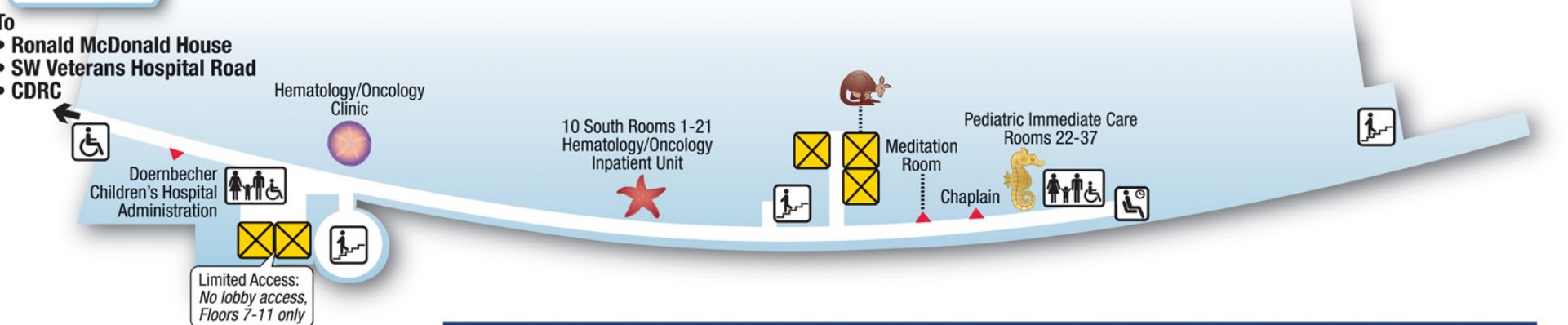
Legend

Information	Coffee/Dining
Entrance	Waiting Area
Elevators	Telephone
Stairs	TTY Phone
Accessible Entrance	Valet Parking
Accessible Restroom	Parking
Accessible Family Restroom	TriMet



To OHSU Hospital

- Emergency Dept.
- Pharmacy
- VA Medical Center
- Hatfield Research Center



LEGEND

CDCR/Rehabilitation Floor 7	Pediatric Acute Care Unit Floor 9	Pharmacy Floor 7
Elevators Hematology/Oncology	Pediatric Acute Care Unit Floor 9	Psychiatry Floor 7
Hematology/Oncology Clinic Floor 10	Pediatric/Adolescent Floor 7	Radiology Floor 7
Hematology/Oncology Inpatient Unit Floor 10	Pediatric Intensive Care Unit (ICU) Floor 8	Specialty Clinic Floor 7
Information Floor 7	Pediatric Intermediate Care Floor 10	Surgery Diagnostic Floor 8

Limited Access:
No lobby access,
Floors 7-11 only

Limited Access:
No lobby access,
Floors 7-11 only

Limited Access:
No lobby access,
Floors 7-11 only

Limited Access:
No lobby access,
Floors 7-11 only