



Jeffrey Kirsch, MD

## Message from the Chair Embracing the culture of change

Although I believe that change is difficult for most of us, I am a strong believer in thoughtful change that can, if managed appropriately, ultimately lead to greater strength for each of us. In an academic health center, change is simply a part of the culture. Each July we watch our wonderful graduating residents and fellows make us proud by going out into the world as ambassadors of excellence for OHSU, while we enjoy the excitement of new learners – our interns, new residents and fellows. Our graduates are often nervous about the next stage of their career, despite their near universal success thus far. This year's graduating class joins a proud 24-year department history. I have enjoyed watching our graduates become successful contributors to the field of perioperative medicine. I am certainly a stronger person because of the more than 500 wonderful residents and fellows who I have helped train over these past years.

There are also a number of changes that are occurring at OHSU which will affect our department. For example, OHSU has a new Chief Financial Officer who is working hard to assure the financial viability of our institution in the setting of health care reform, declines in federal funding and a number of other external pressures in academic medicine. In my opinion, Lawrence Furnstahl's approach is aggressive, but appropriate. His plan takes into consideration our state's high unemployment rate (9.5 percent compared to a national average of 9 percent) while highlighting the many strengths that exist within OHSU. That said, his plan will result in our having to be even more accountable for how we do our work. This accountability will likely foster more inter-departmental collaboration and contact

*(continued on page 3)*



*APOM's newsletter has a new look and name! Our goal is to continue to highlight our department's accomplishments and news, while presenting a publication that is visually consistent with OHSU printed materials. We hope you like it. Have feedback? Send an email to [apompeople@ohsu.edu](mailto:apompeople@ohsu.edu) – we'd love to hear from you.*

### IN THIS ISSUE

A Bright Future for Research: Dr. Alkayed .....	2
Perioperative Pacemaker Training .....	3
Alumni Corner: Dr. Jene .....	4
All Aboard the Quality Train .....	5
2011 Graduation Ceremony .....	6
Welcome New Faces .....	11

**Tel:** 503 494-7641 **Fax:** 503 418-0884

3181 SW Sam Jackson Park Road  
Portland OR 97239  
Mail code KPV5A

## A Bright Future for Research: Dr. Alkayed Shares His Vision



Nabil Alkayed, MD, PhD

Since being appointed Vice Chair for Research in early 2011, Nabil Alkayed, MD, PhD, has embarked on a path to create an even stronger research mission within a department that is already making significant contributions to the field. His vision is clear. “I want to bring the clinical practice as close as possible to the bench,” said Dr. Alkayed. “What I envision is bench to bed translation and back.”

Translational research – or the notion of “bench to bedside” – connects basic science studies more directly to clinical practice in an effort to better understand human disease and, hopefully, create better treatments. It’s a departure from the past and a research philosophy that’s gaining popularity, especially in academic medicine.

“Scientists focus on problems at the biochemical or molecular level and sometimes the relationship to human health is not direct. So that’s where the clinician-scientist comes in,” said Dr. Alkayed. “The idea is that they would serve as a bridge between basic scientists and clinicians. They have a unique perspective in that they see the patients, they understand the human disease and they’re also now becoming familiar with basic science and the fundamentals. Therefore, their type of research and perspective is very unique and directly applicable to human health.”

The Department of Anesthesiology & Perioperative Medicine is uniquely positioned for those interested in a career as a clinician-scientist. The perioperative experience is one big experiment, with the anesthesiologist acting as the scientist at the heart of the experience and each patient representing a unique experimental challenge. During this experience, the anesthesiologist is not only acutely aware of the patient’s vital signs and their regulatory processes, but also continually interfering to keep them within their normal safe range. In essence, anesthesiology is acute care based on knowledge of physiological processes.

At the heart of translational research training is the mentoring relationship between faculty members, post-doctoral fellows, residents, clinical fellows and graduate students. Such relationships begin at the nascent stages of formulating the research question, said Dr. Alkayed, in order to create

studies that are “not too abstract; studies that are relevant to what the clinicians see in their practice, and significant and complementary to what we do at the bench.”

The more varied the perspectives and expertise of the investigators, the better. Dr. Alkayed encourages research programs that rely upon multiple viewpoints for resolving a scientific problem. “I found this to not only be very productive and helpful, but it actually accelerates the discovery and the resolution of the questions we’re interested in.”

Another central theme to Dr. Alkayed’s vision is collaboration. He said the culture of collaboration is “one of the things I’m very happy about at OHSU – the push to remove the barriers not only between basic and clinical science but among departments. Departments are talking about sharing resources, collaborating, sharing expertise and so forth.”

*“In today’s world, you need to collaborate, be open and share. That’s better for everybody and for science and medicine.”*

- Nabil Alkayed, MD, PhD

It’s a tenet put to life in the story of the OHSU Emerging Technology Fund (ETF) award recently given to Dr. Alkayed, which allows OHSU to procure new technology for in vivo microscopy. The award – although rooted in Dr. Alkayed’s strong application to the ETF – only came about after a number of other factors fell into place. The ETF could only cover part of the costs of the two-photon microscope. Unbeknownst to Dr. Alkayed, the recruitment of a potential faculty member in the Department of Neurology hinged on the availability of campus intravital imaging. Dennis Bourdette, MD, Chair, Department of Neurology, was able to come to the table with philanthropic funds through the Benaroya Discovery Fund to help augment the purchase of the equipment. Neurology did not have the space, however, for the technology. Dr. Kirsch solved that problem, as he was eager to support cross-department research collaborations and agreed that the microscope could be housed in the newly-renovated Cerebrovascular Research Division laboratory in the Medical Research Building. Mary Stenzel-Poore, PhD, Associate Dean for Basic Science, was critical in connecting all the pieces, and after a fee-for-service model was put in place by the Director of Advanced Light Microscopy Core @ The Jungers Center Stefanie Kaech-Petrie, The Intravital Microscopy Core was born.

“This is a real-life example that collaboration works,” said Dr. Alkayed. “The time when everybody had their own little area, their own silo, is gone. In today’s world, you need to collaborate, be open and share. That’s better for everybody and for science and medicine.”



Left: Dr. Alkayed with a group of APOM trainees.

Right: Dr. Kirsch speaking at a gathering recognizing Dr. Per Jarnberg for his contributions as APOM's Vice Chair for Clinical Affairs.



## Perioperative Pacemaker Training Leads to Safer, More Efficient Care

The Perioperative Pacemaker Program hosted a training workshop in April for several of OHSU's cardiac anesthesiologists, anesthesiology intensivists and senior ICU fellows.


The purpose of the workshop was to review salient features of our department's perioperative CIED (cardiac implantable electronic device) protocol, introduce basic elements of CIED interrogation and programming, and provide a "hands on" session so participants could learn and practice basic programming skills.

Matthias Merkel, MD, attended the workshop and concluded it was a "helpful, structured approach to a complicated, but commonly encountered problem for anesthesiologists. This launched a new service which we will now be able to offer to our patients and colleagues to provide safer and more efficient care for patients with pacemakers and defibrillators."

The successful three-hour event was organized by the Director of the Perioperative Pacemaker and ICD Program, Peter Schulman, MD and was taught by Dr. Schulman, Karen Griffith, ANP and Eric Stecker, MD. The event was made possible by generous donations in time and equipment by Biotronik, Boston Scientific, Medtronic and St. Jude Medical.

"In addition to the device manufacturers, I would like to sincerely thank all of the allied health professionals who have been working with us to support our perioperative pacemaker program and initiatives," said Dr. Schulman. "The launching of our pacemaker program, and this workshop, would certainly have not been possible without their help and expertise."

Dr. Schulman hopes to hold future workshops for interested faculty and house staff, and develop a formal training curriculum in pacing for APOM fellows and residents.



Participants in the Perioperative Pacemaker Program workshop got "hands on" experience with device programming.

### Message from the Chair *(continued)*

with central administration, in order to both improve our output and decrease redundancy between units – positive changes all around. Although the coming years are not going to be easy, I have the reassuring feeling that our leaders "get it," and I am part of this group championing creative change. With our engagement we will emerge from the economic downturn and health care reform an even stronger institution with improved ability to provide the best care to our patients, create innovative education for our trainees and expand our scholarly pursuits.

This year, I'm also happy to announce two significant appointments in the department – a new Vice Chair for Research and new Vice Chair for Clinical Anesthesiology. Both of our new leaders have hit the ground running. Dr. Robinson's current focus is to make sure that we successfully implement OpTime and work on overall efficiency in our system. Dr. Alkayed is focused on assuring funding of our core research mission and then expanding our focus to support growth in clinical research. I am very pleased that we have the type of leadership that has allowed us to bring forward such outstanding individuals to help us move our department to an even greater level of excellence. I am grateful to Drs. Jarnberg and Hurn for doing the "heavy work" to get us to our current state of national and international prominence and look forward to working closely with Drs. Robinson and Alkayed to facilitate our department achieving our vision.



*Dr. Jene was the first female anesthesiologist at Legacy Emanuel Hospital, where she practiced for over 40 years.*

## Alumni Corner: Q&A with Dr. Jene

Joanne Jene, MD, graduated from the OHSU School of Medicine in 1960, and then went east to complete an internship at Philadelphia General Hospital a year later. She came back to OHSU and completed her residency in Anesthesiology & Perioperative Medicine in 1963. We caught up with Dr. Jene recently to gain insight on her career as an anesthesiologist, international

medical volunteer and respected

physician activist as professional and legislative liaison at Oregon Anesthesiology Group, PC.

### Why did you choose OHSU for your residency, and what did it provide you?

I elected to return to Oregon for residency because of the reputation of the University of Oregon (precursor to OHSU) Department of Anesthesiology then chaired by Frederick Haugen, MD, who trained with the pioneers and leaders of modern-day anesthesia. His philosophy was to provide a broad opportunity to understand and practice the best anesthesia service to patients and surgeons alike, and to become leaders in the evolving specialty. The residency provided experience in all aspects of our specialty with rotations to the children's hospital (Doernbecher), the Oregon TB hospital and both the Multnomah County and newly opened OHSU teaching hospitals. I feel very privileged to have gone through this department.

### You're very active in health care legislation, both locally and nationally. What brought about your interest in legislative advocacy?

The late Senator Hatfield was a mentor while I attended Willamette University in Salem, and later, he always made it a point to meet personally with me and the Oregon delegation of the American Society of Anesthesiology when we travelled to Washington, DC for our annual Legislative Conference. In med school I was a part of the Student American Medical Association (now AMSA). I've always attempted to participate in committees in order to share issues and solutions as a member and representative from our specialty. Health care is a dynamic sport and we must be prepared to be winners for our patients and the specialty of Anesthesiology.

### What is the physician's role in the health reform dialogue?

All physicians must be willing to take time to understand the issues, participate in his or her own community, specialty society and state and national professional organizations to better understand the "other" points of view in order to share ideas and become a part of the solution.

### How have volunteer activities played into your career?

I was on the first educational hospital ship to go by invitation to developing countries to teach and heal as part of Project HOPE in 1964, when we went to Ecuador. I was so impressed with the opportunity to work with developing countries and provide anesthesia and participate in the ongoing teaching program established by the Project HOPE teams. I made it a point to become a volunteer whenever possible, so I went on additional missions to West Africa, Sri Lanka, Brazil, Grenada and three missions to the Republic of China.

### APOM has a "Joanne Jene Award" for faculty excellence in clinical teaching to rotating medical students. How does it feel to have an award in your name?

I was totally shocked when Jeff Kirsch said, "We're going to name an award after you." I appreciate it very much, and I've been able to go to many of the APOM graduations. It's been very rewarding to meet some of the recipients of the award.

### What advice would you give to new residents?

Anesthesiology is and will continue to be a dynamic and rewarding specialty. Medicine as we know it will change but a career in health care is one of the most valuable and rewarding careers in which to be engaged. Consider yourself fortunate. Strive to be the best physician, citizen, parent, partner that you can, in order to make Oregon, your life and the world a better place.



*Dr. Jene (center) with her fellow Class of 1960 alumni at a recent reunion.*



*The Spring Fling was a fun way to celebrate everyone's hard work, and to welcome the warm weather!*

## Checking in with the Recognition and Activities Committee

We all work hard, and the Recognition and Activities Committee formed in 2010 to recognize the tremendous work of our department. All employees are welcome at events organized by the committee, which often bring different work groups together to a central location to mingle and relax. Below is a sampling of what the committee has been up to.

### Focus on Fun

We kicked off our efforts with a "Spring Fling" in March of 2010. As the pictures portray, we celebrated the coming of warm weather with cake and beverages. We have put on other fun events, such as the chips and salsa contest, pastry cart breakfast delivery by Dr. Kirsch, and an ice cream social where people made their own ice cream sundaes.

### Recognition

The Committee also launched the Wooden Token program – the best way to say "thank you!" and recognize an administrative employee for helping with a project or going above and beyond their normal duties.

### Philanthropy

The Committee also focuses on philanthropic activities. Together with the Ronald McDonald House, a group of volunteers provided dinner to families with children undergoing treatment at the hospital. We have also organized several volunteer days at the Oregon Food Bank.

We have lots of great ideas for upcoming fun events and philanthropic activities. Stay tuned for your invitation to the next event!

If you would like to join the committee or volunteer to help at our next event, please let us know by contacting Kay Koestler at koestler@ohsu.edu.

## All Aboard the Quality Train

By Brenda Quint Gaebel, RHIT, MPA-HA

The APOM Continuous Quality Improvement (CQI) Program is an integrated, systematic, continuous quality management quality improvement program that includes all APOM staff in all clinical areas. The recent example below demonstrates how our CQI program works and shows the importance of each step of the program.

### Reporting – what is the quality concern?

A few months ago we received a report from one of our anesthesiologists that her patient had developed an area of skin breakdown after undergoing an MRI under anesthesia. She expressed concern that the MRI had taken longer than usual and was concerned that we could see more quality concerns related to long MRIs under sedation.

### Measuring/documenting – what is the extent of the problem?

The CQI administrative staff compiled data for the past two years for all sedated patients undergoing MRI procedures and found the length of the procedures had increased.

### Providing feedback – who needs to know?

This information was provided to CQI Committee members, to the Anesthesiology Pediatric Sedation Program Director and to the Radiology Department.

### Evaluating – what is the underlying cause?

The Sedation Service and Radiology evaluated their processes to identify what was causing the extended sedation/MRI times.

### Planning/implementing – what action needs to be taken to correct problem?

Collaboratively, changes were implemented by both groups.

### Monitoring – are we assuring optimal results?

Since then, data provided by the CQI administrative staff have shown that the changes made have successfully reduced the MRI sedation times with no further reports of quality concerns.




Above left: Michael Hutchens, MD and Nikki Jaworski, MD. Above right: Lakiesha Crawford, MD and Courtney Crawford, MD.

## 2011 Graduation Ceremony



Above left: Jeffrey Kirsch, MD and Dawn Nye, DO. Above middle: Diane Miller, MD and Heather Taylor, MD. Above right: Lisa Chan, MD and Valerie Sera, MD.



Above left: Brian Egan, MD and Edward Kahl, MD. Above middle: Grace Chen, MD and Eve Klein, MD. Above right: (back row l to r) Jay Tokeshi, MD, Lisa Chan, MD, Rebecca Hall, MD and Kathryn Nixdorf, MD; (front row l to r) Alan Ahana, MD and Eve Klein, MD.



Above left: Grace Chen, MD and Zach Nye, DO. Above right: Stacy Fairbanks, MD and Ann Bingham, MD. Right: Beth and Mark Murrow, MD.



Above: (back row l to r) Mathias Merkel, MD, Ines Koerner, MD, Miko Enomoto, MD, and Michael Hutchens, MD; (front row l to r) Dawn Larson, MD, Nikki Jaworski, MD and Dawn Nye, DO.

"The training here at OHSU instilled in me not only the technical excellence expected of a practicing anesthesiologist, but the compassion, professionalism and leadership which reflect the character of this department."

- Justin P. Ortiz, MD



Above: Michael Hall, MD, Brian Egan, MD, Christopher Swide, MD (being lifted), Mark Murrow, MD, Tor Sandven, MD, Ann Bingham, MD, Stacy Fairbanks, MD, Christina Kloss, MD, Jennifer Egan, MD.

## Life-changing Care Provided in Peru through H.O.P.E. Scholarship

By Jennifer Egan, MD

This past February, I was fortunate enough to travel to Coya, Peru as one of the Humanitarian Overseas Physician Education, or H.O.P.E., Scholarship recipients. Within the city of Coya, I worked under the supervision of Berklee Robins, MD, and Jerry Tanner, MD, to provide anesthesia care for procedures performed by a facial plastics team here at OHSU. In just one week, we were able to complete 40 surgeries, which were mostly cleft lip and palate repairs and scar revisions. We worked out of the Kausay Wasi Clinic, located in the heart of Coya. The clinic was started in 2003, and it primarily serves the indigenous people who may not be able to otherwise receive medical care. The clinic's reputation continues to grow and people often travel many miles and even several days to come to Kausay Wasi. The clinic is mostly staffed by visiting medical teams, although a few physicians from nearby Cusco will travel to Coya one day a week.

Coya is a small town isolated in the Sacred Valley of Peru, with the Andes Mountains rising around it in all directions. It is set on the Urubamba River, and it is where the ancient Incas used to live. The area is rich in Incan history and several ancient ruins are nearby, including those of Pisac and Machu Picchu.

Providing anesthesia care in a remote location with minimal equipment, communication, support and resources was much different than a typical day at an academic center in the U.S. I was faced with many common anesthesia issues, but I often had



*Dr. Egan worked out of the Kausay Wasi Clinic during her humanitarian trip to Coya, Peru.*

to improvise my approach. The patients were truly outpatients, as the clinic is not a hospital with capabilities of providing care through the night. After 3-4 hour surgeries, patients left the clinic, headed for their remote home in a sling or push cart. The language barrier was another obstacle, as many of the indigenous people of Peru speak Quechua, a regional dialect that is quite different from Spanish. Patient care in this setting was challenging, but very rewarding and fun at the same time.

The experience was very personal for me. The procedures that we were able to perform for these children and young adults were life-changing. Children with cleft palates have difficulty nursing and eating, and by repairing their palate, they are able to gain normal nutritional status and hopefully grow up healthy and strong. In Peru, there is a stigma associated with facial scars that makes it difficult for young men to get jobs in the police force or military, and by having their facial scars revised, they will have increased opportunity for finding work. The families were so appreciative for the surgeries and anesthesia care; even language barriers could not mask their gratitude, as they shook our hands and beamed with smiles.

The Betty B. Thompson Endowment Fund, the Bob and Mary Jane Stewart Foundation and the Wendell C. Stevens, MD, Endowment Fund made this mission, my first medical mission, possible. The experience is unforgettable, and it has fanned the flame of my growing interest in medical missions. I am grateful to the H.O.P.E. Scholarship Program for allowing me this opportunity and for their support during this mission.



*In just one week, Dr. Egan and her colleagues were able to complete 40 surgeries, including cleft lip and palate repairs.*

## Celebrating Education

### Congratulations Graduates and Welcome New Scholars

The summer is a very exciting period for our education office. We said goodbye to our graduates and welcomed our new interns, residents and fellows. The APOM graduation ceremony was held once again at the Columbia Edgewater Country Club on June 25. We celebrated the accomplishments of our interns, residents and fellows as they moved on to the next stage of their careers. Our graduates for 2010-2011:

#### Interns

Dr. TeSha English  
Dr. Darryl Tang  
Dr. T. Trinh  
Dr. Jennifer Yang

#### Residents

Dr. Ann Bingham: Cardiothoracic Fellowship at Columbia University  
Dr. LaKiesha Crawford: Pain Fellowship at Vanderbilt University  
Dr. Brian Egan: Pediatric Fellowship at OHSU  
Dr. Jenn Egan: OHSU  
Dr. Christina Kloss: Oregon Anesthesia Group  
Dr. Sameer Menda: Pediatric Fellowship at Oakland Children's Hospital and Research Center  
Dr. Mark Murrow: Columbia Anesthesia Group  
Dr. Tor Sandven: Community Practice in Walla Walla, Washington  
Dr. Heather Taylor: Community Practice in Phoenix, Arizona  
Dr. Eun Jung Yi: Pain Fellowship at OHSU

#### Oregon Scholars Program

Dr. Dawn Larson: OHSU  
Dr. Nikki Jaworski: Cardiothoracic Fellowship at Emory University  
Dr. Dawn Nye: Cardiothoracic Fellowship at OHSU  
Dr. Justin Ortiz: OHSU

#### Critical Care Fellowship

Dr. Daniel Propp: Missoula Community Medical Center – Missoula, MT

#### Pain Fellowship

Dr. Eve Klein: Legacy Health – Portland, OR and Vancouver, WA  
Dr. Kathryn Nixdorf: Fairview Medical Center – Minneapolis, MN  
Dr. Zachary Nye: Portland Veteran's Affairs Medical Center

#### Pediatric Fellowship

Dr. Alan Ahana: Kapi'olani Medical Center for Women and Children – Honolulu, HI  
Dr. Rebecca Hall: OHSU

#### Regional Fellowship

Dr. Jay Tokeshi: Kapi'olani Medical Center – Honolulu, HI

The new academic year began in July, and we welcomed 13 residents, 10 interns, three pain management fellows, three pediatric anesthesia fellows, one critical care fellow, one cardiothoracic fellow and one regional fellow.

This year marks the first year that we will have interns rotating at OHSU. We grew our internship program from four interns last year to 10 this year. Dr. Linda Wylie has been appointed as the Director of Clinical Base Year Education and will work with Dr. David Wilson and Dr. Andi Orfanakis to make sure our interns have a positive and educationally sound experience before entering residency.

Dr. Dawn Dillman, Associate Program Director and Clerkship Director, was recently appointed as the Director for Student Affairs for the OHSU School of Medicine. This new appointment recognizes her years of commitment to serving OHSU's medical students. In this role Dr. Dillman will continue to work in APOM but will also serve as primary mentor for OHSU medical students. We are very excited to have an anesthesiologist in this position and I have no doubt that Dr. Dillman will do a fantastic job.

We look forward to another successful and exciting year. Please feel free to stop by the office if you are at OHSU!

Christopher E. Swide, MD, *Vice Chair for Education*

#### In Memoriam - Robert W. Loehning MD, PhD

(Oct. 14, 1924 - Sept. 15, 2011)

Dr. Loehning was a member of the Department of Anesthesiology & Perioperative Medicine faculty from 1972 to 1981.

Born in Green Bay, Wis., Dr. Loehning graduated from University of Wisconsin and went on to earn a PhD in pharmacology. After serving in the U.S. Navy during WWII, he earned his medical degree from Case Western in 1954. He completed an anesthesiology residency at the University of Iowa. He joined the OHSU faculty in 1972, having known Dr. Norm Bergman at the University of Utah.

After leaving OHSU, he practiced in North Dakota and then retired to Manzanita, Ore. He was an avid golfer and could often be seen kayaking the bay or rollerblading, often in the company of his longtime companion, Lenore Hoover. Bob is survived by his daughter Jennifer Loehning; stepbrother Ralph Loehning; and half-brother John Mitchell.

## OHSU Foundation News

Believe it or not, tax season is right around the corner. Make a gift to APOM before the end of the year. Your tax-deductible contribution will make a powerful and lasting impact on the lives of countless patients and their families as well as on our next generation of anesthesiologists. You can direct your support to one or more of a variety of department endeavors including research, educational lectureships, resident training, public health outreach, improvements in patient care and continuing medical education.

### Make a gift through your IRA

The IRA Charitable Rollover extension is back for those individuals age 70 ½ and over. Under this legislation, direct gifts to the OHSU Foundation from your IRA can

1. Be an easy and convenient way to make a gift from one of your major assets
2. Be excluded from your gross income (a tax-free rollover)
3. Count toward your required minimum distribution

### Support APOM (and yourself) with a gift annuity

A gift annuity is a great way to make a difference while providing you and/or a loved one with a guaranteed and predictable income stream, immediate tax deduction and other tax benefits. The OHSU Foundation is available to assist you in setting up an annuity that works best for you and your individual circumstances.

### Other planned gift options

A number of other planned gift options are available to help you support the future of the Department of Anesthesiology and Perioperative Medicine. These include bequests, trusts and other tools that can give you the power to leave a legacy of excellence, often with tax savings and other financial benefits to you or your heirs. The OHSU Foundation's gift planning professionals are available to assist with gifts of real estate and other tangible property, stocks, bonds, and other marketable assets.

### The strength of endowment gifts

Establishing an endowed fund or giving to one of our existing endowed funds means that your gift will grow over time and help to create perpetual support for educational programs and scholarships, lectureships, professorships, academic or clinical chairs and other programs. When you establish an APOM endowment fund (\$50,000 minimum), you have the opportunity to name that fund. This is an excellent way to honor a mentor, loved one or your family name.

### An outright gift

You can make an outright gift of cash, stock or other assets now or pledge to pay it in installments over time.

*For more information about how you can make a difference contact Tim Coffey at 503 494-3686 or [coffeyt@ohsu.edu](mailto:coffeyt@ohsu.edu) or Sarah Schwarz at 503 552-0702 or [schwarzso@ohsu.edu](mailto:schwarzso@ohsu.edu). The OHSU Foundation is located at 1121 SW Salmon Street, Suite 100, Portland, OR 97205.*

## OpTime Transition Brings Data Management into 21st Century

OHSU is embarking upon an exciting transition in a conversion of our anesthesia information management system from Centricity CPA to Epic OpTime/Anesthesia. This change involves a conversion of all pre-operative, intra-operative, and post-operative documentation for anesthesia providers as well as peri-operative nursing (OR scheduling is also converting). This transition will allow us to integrate with the Epic electronic health record (EHR) being used in the hospital – an important connection for any EHR-equipped facility.

We have identified some key goals during this transition process. We aim to offer an easy user interface that facilitates charting of key peri-operative events. With an integrated system, we will have better access to information about patients' medical conditions and will better communicate our interventions to the scope of OHSU providers. The review of these records will facilitate more efficient billing, utilization, quality improvement and catalyze opportunities for research. Furthermore, we'll be able to participate more in government-sponsored Meaningful Use programs, which provide revenue for using EHRs in a meaningful way.

One of the important features of the implementation of OpTime and the Anesthesia module is the improved ability to capture operational and clinical data. In conjunction with OpTime, APOM is constructing a "data warehouse" to organize and store this information. Ronald Pleas, APOM's new business data analyst, will be instrumental in helping department members access this new wealth of information.

Our goal is to utilize this data to examine our patient population for clinical indicators that predict outcomes. We will use predictors already established in the literature to see how they work for our patients, as well as attempt to discover new predictive models. This information is critical to properly evaluating clinical outcomes. The ability to analyze outcome data will help our department study treatment protocols or new methods of treating patients to see how they affect patient outcomes. These types of inquiries may be performed as part of a clinical research project, or as part of our clinical improvement process.

Within APOM, this transition is being championed by Dr. Stephen Robinson. He is working closely with the project team leader, Epic/OpTime steering committee, and APOM leadership to develop the ideal system. We have been working closely with former APOM members Brian Armstrong and Wendy Stuart who understand well our departmental needs. A special thanks is warranted to the members within APOM who have invested a great time and effort in this project.

## Welcome! New Faces of APOM



**Derek Bowers**, ACNP started working on the 7N ICU in March. He hails from Tennessee, the volunteer state. He's married and a proud father of a 16-month-old little girl and three crazy border-collie mutts. Derek enjoys biking, running, backpacking and climbing – just about anything that gets him outdoors.

In his previous career he marketed and customized product design for Gibson Guitars before deciding to pursue a medical education. He received his BSN from Belmont University in Nashville in 2006 and worked in the Cardiovascular ICU full-time as a bedside nurse while working on his MSN at Vanderbilt. Derek claims he tricked Dr. Brambrink into hiring him and now he's a proud member of our APOM group.



**Jennifer Egan**, MD, joined us July 18. Turn to page 8 to read about her work in Peru as a H.O.P.E. Scholar, providing life-changing anesthesia care in a remote location.



**Corey Fry** started Jan. 24, after moving from San Francisco where he worked at Stanford University Hospital in a medical-surgical-neuro-trauma ICU. He attended UCSF for graduate school. Corey's hobbies include cooking, camping, reading and walking/running with the dog, Phoebe the coonhound.



**Alan Greenbaum**, CRNA, joined us June 20. Alan is an avid mountain biker and hiker, who enjoys good beer and live music (especially together). He's originally from Philadelphia and graduated from The University of New England in Portland, Maine in 2001. He spent seven years at the Medical Center of Central Georgia

followed by three years in private practice in Griffin, Georgia. Alan says everyone at OHSU has greeted him warmly and made him feel at home. So far, he enjoys the "fantastic" hiking and mountain biking here and he and his wife Dana are excited to continue to explore Oregon.



**Rebecca Hall**, MD, joined OHSU as a fellow in 2010 and is now an APOM faculty member. She completed her anesthesia residency at Maine Medical Center in (the other) Portland. Prior to residency she attended college at Washington University in St. Louis and obtained her medical degree from the University of Iowa. Dr. Hall grew

up in a tiny town in Iowa, and one of the things she looked forward to before moving to Portland was the great restaurants, because she loves trying new food. She enjoys watching movies and reading on rainy days – which there are plenty of in the Pacific Northwest.



**Tara Macey**, PhD, started working as a Senior Research Associate in the APOM Research Division in April of this year. She is working directly with Dr. Paco Herson and is excited to integrate her research interests with Dr. Herson's current research in GABAA receptor functional activity.

Dr. Macey earned her PhD in behavioral neuroscience at OHSU in 2005, and has completed two fellowships. Her first post-doctoral fellowship was at the University of Washington and the second was at Washington State University. Most recently, she worked directly in health services and studied opioid use and misuse behaviors in veterans at the Portland Veterans Affairs Medical Center. She is especially proud of being granted an American Pain Society award to study "The role of Akt signaling in morphine tolerance" and an NRSA award to study the "Role of the Map Kinase pathway ERK 1/2 in morphine tolerance."



**Dawn Larson**, MD, started May 23. She is from the Midwest and lived in Indianapolis for 10 years before moving to the Northwest. Dr. Larson enjoys traveling both for pleasure and as a medical humanitarian. She was in

Peru in April providing the anesthesia for cleft palate repairs. In November, she'll travel with an OHSU group to provide anesthesia for uro-gynecology surgeries. She also enjoys hiking, crossfit, cycling, cooking and trying new restaurants, as well as listening to live music such as the symphony or jazz.



**Justin Ortiz**, MD, started working for APOM this past August, after completing two neuroscience research fellowships as well as an anesthesia residency at OHSU. He graduated from Purdue University with a chemistry degree and went to Harvard Medical School. He did a surgical

internship and two years of Otolaryngology at Stanford before coming to OHSU.

Dr. Ortiz's wife, Darcy Cruikshank, DMD, was recently named one of "Portland Monthly's Top Orthodontists." They have a miniature lavender chihuahua named Incitatus Eohippus VonCruikshank. Justin is a proud member of the OHSU APOM soccer team "Momma Said Knock You Out F.C." In his spare time he enjoys poker, medical illustrating and sarcastic comments. Dr. Ortiz would like everyone to know he's "very happy to be working with such a talented and dedicated group of physicians, nurses, and staff here at OHSU."

# APOM celebrates graduation

(article on page 6)




**OHSU Anesthesiology and  
Perioperative Medicine**  
3181 SW Sam Jackson Park Road  
Portland OR 97239  
Mail code KP5A

**Tel:** 503 494-7641  
**Fax:** 503 418-0884

*OHSU is an equal opportunity,  
affirmative action institution.1011(85)*

Do you have items of  
interest, honors, awards,  
people announcements  
or newsletter ideas?  
Send them to  
[apompeople@ohsu.edu](mailto:apompeople@ohsu.edu)



*Alan Ahana, MD and Rebecca Hall, MD*

## Comprehensive Pain Center: A Valuable Resource for Patients and Providers Alike

The OHSU Comprehensive Pain Center (CPC) is led by a team of APOM faculty that provides the only centralized pain practice between Seattle and San Francisco. That in itself is noteworthy, but it's the personalized care provided to each patient – based on their unique experience with pain – coupled with the education and research vital to an academic health center, that make our CPC extraordinary.

“We are a group of multidisciplinary pain specialists who work very closely together to provide acute, cancer and chronic pain services,” said David Sibell, MD, Associate Professor and Clinical Operations Director for the CPC. “While other practices often outsource these services, we find working together results in a better patient experience and improved coordination of care.”

Ambulatory services are provided at both the Center for Health & Healing and the OHSU Knight Cancer Institute's Beaverton location; inpatient consultation and care occurs through the Inpatient Adult Pain Service. Part of Dr. Sibell's vision for the CPC is to get patients involved early in their pain process, to avoid the distress often accompanied by experience with chronic pain.

As part of this aim, the CPC provides state-of-the-art interventional and non-interventional treatment options from

board-certified pain medicine specialists. Spinal cord stimulation, sacroiliac joint denervation and radiofrequency therapy for spinal arthritis pain are all examples of treatments that the CPC offers.

Research is critical to developing new treatments, and is an integral component to the CPC's mission. Beth Darnall, PhD, Assistant Professor, has done extensive research on the psychology of pain management and has studied and adapted an innovative treatment called mirror therapy. The Portland Tribune, ABC News and other media outlets have recently featured Dr. Darnall's work. Brett Stacey, MD, Professor, and Jim Carson, PhD, Assistant Professor, are also important contributors to CPC research. Dr. Stacey's neuropathic pain and treatment studies are widely published. Pain published Dr. Carson's work involving yoga as a treatment for fibromyalgia, which subsequently generated extensive media coverage.

APOM residents, fellows in pain medicine and medical students are all learners in the CPC. They work alongside the physicians, clinical psychologists, physical therapists and nurse practitioners to get thorough training in caring for patients with pain. Regular conferences between care disciplines encourages a team-based learning environment and coordinated, timely patient care – the ultimate goal for our clinical mission.