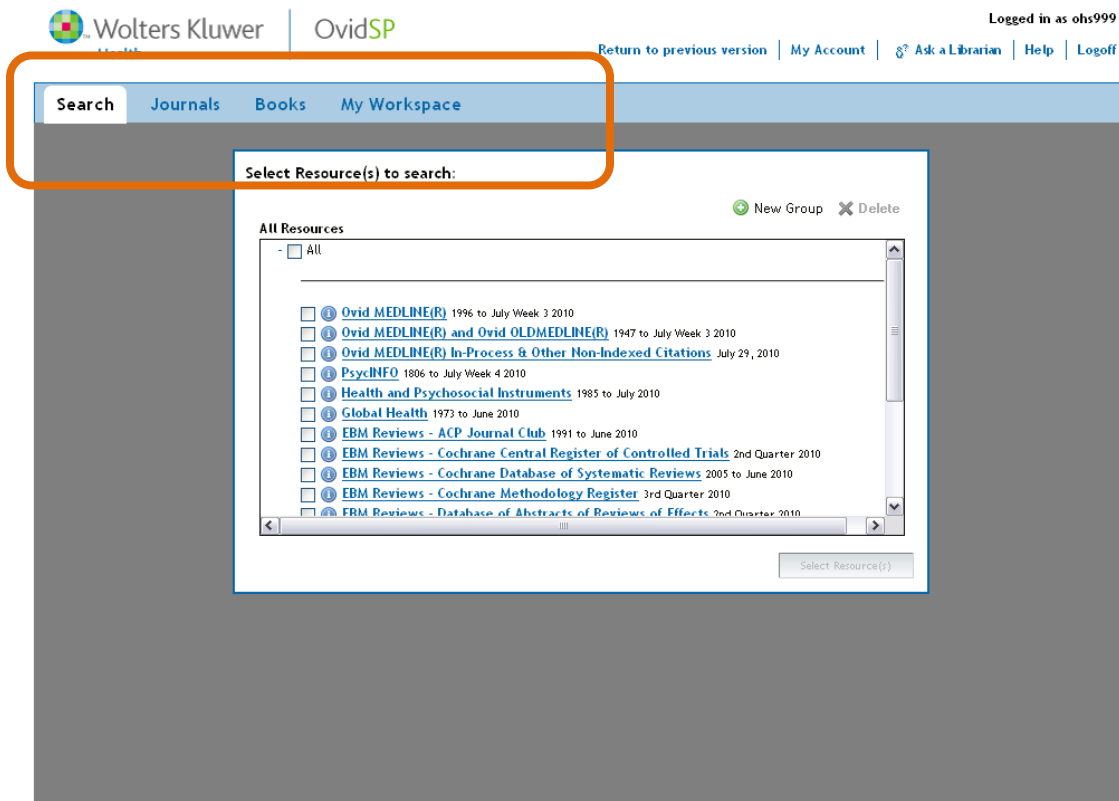


## Major Changes in Ovid – August 1, 2010

- Note the 4 tabs at the top: **Search**, **Journals**, **Books**, and **My Workspace**. Database selection is now a pop-up window.
- Journals@Ovid and Books@Ovid are no longer listed on the databases list, as they have their own tabs (Journals and Books tabs).
- **My Workspace** includes the list of saved searches and auto alerts, and well as a new feature called “My Projects”. More information on “My Projects” can be found at [http://www.ovid.com/site/pdf/osp3/MyProj\\_QRC\\_0410.pdf](http://www.ovid.com/site/pdf/osp3/MyProj_QRC_0410.pdf).
- The nice thing about these tabs is that you can browse journals and books while you still have your database search open as well.



## Article display has some changes

The screenshot displays a search results page with the following components:

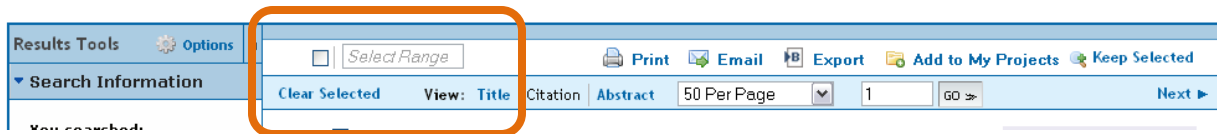
- Results Tools:** A white bar at the top of the article list containing buttons for *Select Range*, *Print*, *Email*, *Export*, *Add to My Projects*, and *Keep Selected*.
- Search Information:**
  - You searched:** Fibromyalgia/
  - Search terms used:** fibromyalgia
  - Search Returned:** 3365 results
  - Sort By:** -
  - Customize Display**
- Filter By:**
  - Add to Search History**
  - Selected Only ( 0 )**
  - Years:** All Years, Current year, Past 3 years, Past 5 years, Specific Year Range
  - Subject**
  - Author**
  - Journal**
  - Publication Type**
- My Projects:**
  - + New Project**
  - No projects available. To add records, select records and click on Add to My Projects.
- Article List:**
  - Women's narratives on experiences of work ability and functioning in fibromyalgia.**
    - Authors: Sallinen M., Kukkurainen M.L., Peltokallio L., Mikkelsen M.
    - Journal: *Musculoskeletal Care*, 8(1):18-26, 2010 Mar.
    - UI: 19847817
    - Options: Abstract Reference, Complete Reference, Find Similar, Find Citing Articles, Find It@OHSU Library
  - One single diagnosis, bodily distress syndrome, succeeded to capture 10 diagnostic categories of functional somatic syndromes and somatoform disorders.**
    - Author: Fink P., Schroder A.
    - Journal: *Journal of Psychosomatic Research*, 68(5):415-26, 2010 May.
    - UI: 20403500
    - Options: Abstract Reference, Complete Reference, Find Similar, Find Citing Articles, Full Text, Find It@OHSU Library
  - Toward characterization and definition of fibromyalgia severity.**
    - Authors: Silverman S., Sadosky A., Evans C., Yeh Y., Alvir J.M., Zlateva G.
    - Journal: *BMC Musculoskeletal Disorders*, 11:66, 2010.
    - UI: 20377879
    - Options: Abstract Reference, Complete Reference, Find Similar, Find Citing Articles, Full Text, Find It@OHSU Library

- The “Results Manager” is no longer there. There is a white bar above the list of articles that have pop-ups when you click on them. For instance, if you want to export some articles, you would click on the Export button and you would get the following pop-up

The **Export Citation List** dialog box includes the following settings:

- Export To:** Microsoft Word
- Selected Results:** 1-5
- Select Fields to Display:**
  - Citation (Title, Author, Source)
  - Citation + Abstract
  - Citation + Abstract + Subject Headings
  - Complete Reference
  - Custom Fields
- Select Citation Style:** Ovid Citation
- Include:**
  - URLs to Ovid full text in citation
  - Search History

- Selecting all articles is not obvious. To do that you would select the box next to “Select Range”. Checking the box means you want all the citations. If you just want a selected range, you would put those numbers in the “Select Range” box, and don’t use the check box.

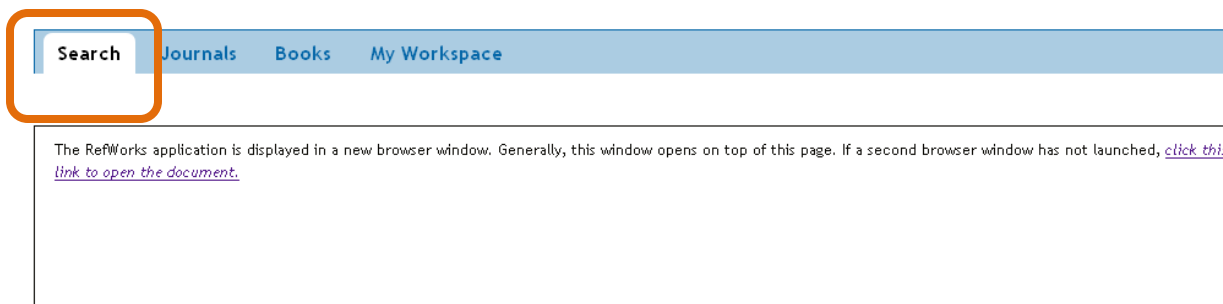


- The side bars offer ways of easily limiting searches. Particularly using the “Publication Type” in the “Filter By” section. However, that can also be tricky, and you can still limit searches by using the “More limits” button in the regular search bar.

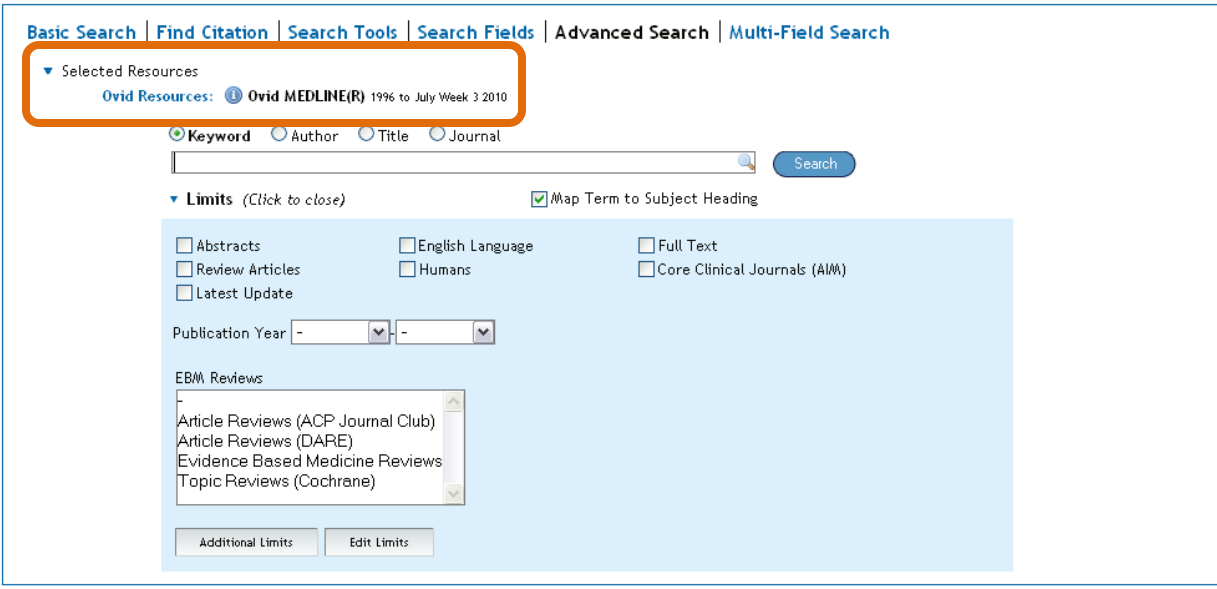
**VERY IMPORTANT**

For years we have been telling people never to use the browser back buttons to move around in Ovid, as you can easily lose your search that way. This is still the case, but with the old Ovid, there was a link to the “Main Page” so that you could always get back to your initial search. That link is now gone. To get to the main page of your search, you now click on the SEARCH tab at the top. Even though it looks like you are already in the Search section, that is how you would get back to your search page.

For instance, in the following screen, which you get after exporting articles to RefWorks, it appears there is no way to get back to your search screen. However, if you click on the “Search” tab, you will get back to the search screen.



- **Change Databases:** There used to be a link to change databases. Now to change databases you click on [Ovid Resources](#) above the search box



You will get a pop-up box with the list of databases:

