



FIRE MARSHAL INSPECTIONS: BE PREPARED!

The City of Portland's Office of the Fire Marshal has begun inspecting buildings for Fire Code compliance and will continue through the next few weeks. Fire codes are in place to protect lives in the event of fire. Violations and associated fines that result from employee behavior will be assigned directly to the lab or department where the violations are cited.



Staff Responsibilities

- Remove obstructions and combustible materials from exit-ways and stairwells.
- Do NOT use extension cords or multi-plug adapters. Multi-outlet power strips with circuit breakers are okay. Extension cords are designed for portable use equipment only and not as a substitute for permanent wiring. UL listed multi-outlet strips MUST be plugged directly into the wall.
- Maintain 36" of clearance in front of, and clear access to, ALL electrical panels.
- Do not block doors open. Keep doorways free of chairs, equipment, etc., that might prevent occupants from being able to exit the room or building.
- Items must be kept 18" below sprinkler level (for the entire room) in areas with sprinklers.



Problems?

If you see a Fire Code related building problem that must be addressed (i.e.: fire doors that don't latch, exit lights burnt out, unsecured compressed gas cylinders), please report it by emailing Althea Jacobsen (F&RE Triage) with the location and description of the problem. No FAID or Alias is required to report these fire code related Facilities issues.



If your department or lab is cited for any of the items listed above, or other informed issues, the financial penalty may be assigned directly to your department or lab.

Contents: Fire Marshal Inspections.....	Pg 1
Fire Code Compliance	Pg 2
Systems Thinking: Plan for Safety.....	Pg 3
Wet Weather Season.....	Pg 3



Topic of the Month:


FIRE CODE COMPLIANCE

This information is critical to life safety in the event of a fire and has broad application to all OHSU buildings.

Periodic inspections of OHSU buildings are not just conducted by internal resources - regulatory agencies such as the City of Portland, the State Fire Marshal, The Joint Commission, and others, inspect for compliance with Fire Codes. Inspections lead to the identification and Z correction of conditions that might otherwise lead to loss of life and fire damage to OHSU property.

The following is a set of rules to which we all must comply:

- ❑ **Exit-ways, stairways, and fire escapes should be free of clutter.** You should not have to run an obstacle course to exit the building.



- ❑ **Pull stations, fire extinguishers, hallways, and exit stairs must be free from obstructions.** Do not block access to or use these areas for storage.




- ❑ **Wedges, door stops, and other props must never be used in Healthcare.** This applies to anything used to keep a door open.




Special note: Departments may choose, if it is deemed appropriate for the specific area in question, to have “hold-open” devices installed which would allow doors to automatically close on engagement of fire detection devices.

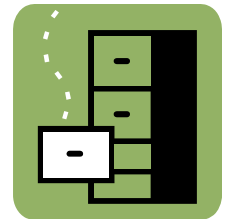
- ❑ **Multiple-outlet power strips are acceptable in the following circumstances:** if they are UL-listed, use 15-amp circuit breakers, and are no more than 15’ long. They can never be plugged one into another nor ever used with medical equipment.



- ❑ **Electrical panels must be unobstructed and easily accessible.** Thirty-six inches (36”) of clearance must be maintained in front of electrical panels.



- ❑ **All items are prohibited within 18” of the ceiling, or sprinkler level, in all areas with fire sprinklers, even in storage areas.**



Problems with any OHSU facility should be promptly reported to Facilities Triage at 6-0000.

Want a handy checklist?

- Clear exit ways, stairwells, fire escapes
- Exit signs are illuminated
- Doors are NOT wedged open in Healthcare buildings
- Fire doors close and latch completely
- No extension cords (unless temporary use)
- No “gang-plugging” (power strip into power strip)
- Electrical boxes and switches are covered
- 36” clearance in front of electrical panels
- Observe sprinkler 18 inch rule (see above)

Questions about Fire Code Compliance?

Call EHRS at 503-494-7795.

SAFETYTEAM MEMBERSHIP

SafetyTeam Members spend approximately 15 minutes per month to help ensure a safe workplace at OHSU. Members receive a monthly email with a link to this newsletter and a few brief questions to answer.

Members then channel safety concerns from locations and departments all over OHSU to the SafetyTeam Coordinator, who then helps connect members with resources and when necessary, brings concerns to the OHSU Safety Committee.



To join, contact safeteam@ohsu.com or 4-7795.

Systems Thinking: Plan for Safety

This example shows the value of a culture of safety. Injuries can be prevented when people are encouraged to use reference materials and take the time to act safely.

Employee: "While removing a specialized OR bed and replacing it with a standard OR bed, I removed a leg section out of position which caused a heavy metal piece to fall out. In responding to that, my shoulder made a snap sound. I didn't feel pain until an hour later. I reported this to the staff nurse and two other people saw it happen."

Supervisor: "The employee was swapping out the foot section of the bed and the middle section came out with it. The employee had not checked the safety lock on the bed before changing parts. Staff need to follow established guidelines of care and safe use of OR equipment. A shortcut was taken which compromised safety. I demonstrated to the employee the proper technique for safety locks and directed her to review the guidelines in place."

How well did the employee and supervisor apply systems thinking? An incident such as this could be repeated by other staff. Guidelines are in place to reduce this kind of occurrence, but employees must know how are these made available.

WET WEATHER SEASON

Fall is here bringing with it beautiful colors, fallen leaves, wet weather, and slick entryways. As you make the transition, be sure to watch for slip hazards and point them out to the SafetyTeam Coordinator. If any situation needs attention, please call Facilities Triage at 6-0000 to report it. If carpets are wrinkled or surfaces are slick, these need to be addressed, too. Fix it if you can, or notify your supervisor.



For a current issue of SAFETYNEWS online, and for archives, visit:

<http://www.ohsu.edu/xd/about/services/integrity/ehrs/safety/gen/safetynews.cfm>

The SAFETYTEAM page is available at:

<http://www.ohsu.edu/xd/about/services/integrity/ehrs/safety/gen/safeteam.cfm>

These pages are updated regularly. Send suggestions to the SafetyTeam Coordinator at:

safeteam@ohsu.edu

**Questions? Contact
Environmental Health &
Radiation Safety:
503-494-7795**

