

Neurotransmitter

Department of Neurological Surgery, OHSU School of Medicine www.ohsu.edu/neurosurgery

December 2004



Kim J. Burchiel, M.D., F.A.C.S.
John Raaf
Professor and Chairman

Neurotransmitter is published semi-annually by the Department of Neurological Surgery, Oregon Health & Science University School of Medicine, for colleagues, alumni and friends of the department.

For inquiries, submissions or suggestions, please contact Shirley McCartney, Ph.D., 503 494-7469 (mccartns@ohsu.edu) www.ohsu.edu/neurosurgery.

In This Issue ...

- 2
New Employees
- 3
Community Outreach
- Visiting Lecturer
- 4
Basic and Clinical
Research Studies
- Faculty Profile
- 5
Research News
- 6
John Raaf Day

Message From the Chairman

This is an exciting time for OHSU and the Department of Neurological Surgery. We are in the midst of an explosive growth period in Portland, with 80 percent of major, on-going construction projects directly related to OHSU. The foundation for the new waterfront center is laid, and construction on the tram is underway. The Patient Care Facility (PCF) project is well along, the only downside being the loss of our Mt. Hood view! The new research tower is also in mid-development. All of these new venues will bring change to our department, and open new avenues for growth and development.

Upon completion of the waterfront building in fall 2006, departmental offices and clinics will be moving *off the hill*. This will give us a new, beautiful space, and an attractive *front door* for our practice. The challenge will be the *commute* that our surgical staff will have to accommodate. Resident participation in the outpatient clinics also will be more defined. I anticipate that the clinics will become more dependent on mid-level providers for consistency and continuity. In anticipation of this change, physician assistant **Steve Giles**, M.S., PA-C. is already working to define the functions of these providers. With the shift to the waterfront, we will also be (mostly) leaving behind the day of the paper chart. With the implementation of the EpicCare electronic medical record (EMR) system, we will effectively be *paperless*, concurrent with the move to our new location. This will be a major change in how we conduct our practice. Yet, in talking with other providers that have used the EpicCare system, it will be a dramatic upgrade in ease and completeness of both the documentation process, and billing for our services. The transition to the new location, and the simultaneous transition to the EpicCare system, will be challenging. I hope you will all join me in welcoming this challenge with the energy and optimism that typifies our staff and faculty.

Completion of the PCF, slated for spring 2006, will also bring changes to the department. Although plans are not yet final, space in the PCF will allow us to move into a new inpatient ward, and to establish, for the first time, a dedicated NeuroIntensive Care Unit. **Dennis Bourdette**, M.D. chairman of neurology, and I are in the process of recruiting a neurointensive care team, and developing plans for the new unit. The implementation of these plans will allow us to provide a service that has never been available in Oregon; a dedicated ICU devoted exclusively to the care of patients with neurological disorders.

We will also be leaving our existing inpatient ward (9C) for an updated ward, likely within the PCF. The 9C ward has long been targeted for renovation as a hospital hub, and access to the tram. Our new ward will be a modern, updated facility that will ensure that our patients have the most positive inpatient experience possible.

As the research tower is completed, space will become available for the construction of neurosurgery basic science laboratories. This should end the dispersal of our basic scientists and clinician-scientists throughout our campus, and finally bring our investigators and resources into proximity. This will be an important step in further enhancing our research capabilities and recruiting additional research faculty.

So, when you look out and see the official bird of OHSU (the CRANE!), try not to be concerned with the confusion, traffic problems, and inconvenience of construction. Think about how the completion of all these projects will allow Neurological Surgery to grow and expand its missions of healing, teaching and discovery!

I wish you all a happy and meaningful holiday season, and a healthy and prosperous new year.

Kim Burchiel, M.D.
Kim J. Burchiel, M.D., F.A.C.S.

OHSU-Where Healing, Teaching and Discovery come Together

New Employees

Assistant Professor

Phillip Berryhill, M.D., joined neurological surgery at OHSU as an assistant professor in October 2004. Dr. Berryhill's clinical practice specialties are surgical treatment for pain and functional and stereotactic neurosurgery. He received his medical degree from the University of Texas Medical Branch Medical School, in 1996. In 1996 he began an internship in general surgery at George Washington University Medical Center in Washington, D.C., followed by residency in neurological surgery at the same institution, graduating in June 2003. Dr. Berryhill was an instructor of functional and stereotactic neurosurgery at OHSU for the academic year 2003-04.

While in medical school, Berryhill pursued research in *Neurobehavioral dysfunction in relation to computerized MRI analysis of prefrontal area tissue volume alterations in children sustaining closed head injury without focal prefrontal lesions*. Dr. Berryhill's present research interests include surgical treatments for facial pain, tremor and Parkinson's disease, novel applications of functional neurosurgical techniques (e.g., in addiction, epilepsy, and psychiatric disorders), and functional neuroimaging.

Dr. Berryhill is an avid and successful photographer and recently won *digital*



photograph of the week "a batwing crab", while on a trip to Captain Don's Habitat, Bonaire, Netherlands Antilles.

Physician Assistants

Stephen Giles, M.S., P.A.-C.

Instructors 2004-05

Skull Base

Kapil Moza, M.D., joined neurological surgery at OHSU as an instructor in skull base surgery in July 2004. Dr. Moza received his medical degree from Albany Medical College, Albany Medical Center, N.Y. and then completed an internship in general surgery at George Washington University School of Medicine, Washington D.C., in July 1999. He completed residency in neurological surgery at University of Miami School of Medicine, Fla. graduating in June 2004.



Functional and Stereotactic

Jorge L. Eller, M.D., joined neurological surgery at OHSU as an instructor in functional and stereotactic neurosurgery in July 2004. Dr. Eller received his medical degree from the Federal University of Espirito Santo Medical School in his native Vitoria, Brazil, in 1995.



In 1996, he began an internship in general surgery at SUNY Upstate Medical University in Syracuse, N.Y., followed by residency in neurological surgery in the same institution, graduating in June 2004.

During his residency Dr. Eller pursued research in treatment of high-grade gliomas using monoclonal antibodies against the epidermal growth factor receptor. Since joining OHSU he has been involved in an innovative research project trying to determine the degree and variability of electrophysiological coupling between neural activity and muscle activity in patients with essential tremor, hoping to achieve new insights in the pathophysiology of this disease. He is also interested in the areas of neuromodulation, neurosurgical pain management, stereotactic procedures

for movement disorders and epilepsy, and neurooncology.

Ahmad M.T. Raslan, M.D., joined neurological surgery as an instructor in functional and stereotactic neurosurgery in October 2004. Raslan received his undergraduate bachelor degree of medicine and surgery (B.M.,B. Ch.) from Ain Shams University, Abbassia, Cairo, Egypt in 1994. In 1998, Raslan received a masters degree in medicine (M.S.) from Ain Shams University, specializing in surgery. His thesis: Transpedicular screw fixation and posterolateral spinal fusion in the management of isthmic lumbar spondylolisthesis. In 2002, Raslan received a doctor of medicine (M.D.) from Ain Shams University, specializing in neurosurgery. His thesis: Extracranial procedures and ablative neurosurgical techniques for control of cancer pain. From 1995 to 1999, Raslan was a resident of neurosurgery at Ain Shams University, and in 2000 he moved to Ankara, Turkey, as a clinical fellow in functional and stereotactic surgery, working with Professor Kanpolat in the Department of Neurosurgery, Ankara University. In 2002, he returned to Ain Shams University, where he was a neurosurgeon at El-Helal Hospital for Trauma, Nasser Institute of Oncology Center, El Shiek Zayed Specialized Hospital and El Gomhoria Hospital, all in Cairo, Egypt.



Raslan's areas of interest are neurosurgical pain management, spine surgery, functional neurosurgery and neurosurgical oncology. He is especially interested in invasive pain management and has traveled widely, including to Turkey, France, and Belgium, working with many specialists. He established a pain management service at Ain Shams University that, for the first time, offered patients treatment modalities previously unavailable anywhere in Egypt, namely: percutaneous radiofrequency (RF) cordotomy; trigeminal tractotomy and myelotomy; intrathecal pump implantation; percutaneous RF sympathectomy; percutaneous RF dorsal root ganglia and facet denervation; dorsal

cont. on page 6 ...

cont. on page 6...


Community Outreach

First-ever cervical spinal fusion in Honduras

For one week in May 2004, Professor **Edmund Frank**, M.D., chief resident **Farhad Limonadi**, M.D., and peri-operative nurse **Debra Reeves**, R.N., visited Honduras. On a previous visit, Dr. Limonadi spent time working with Honduran surgical residents, covering trauma and other injuries, and he realized Honduran surgeons face a *tough situation* when treating spine injuries. Due to a lack of safety laws, the Honduran rate of spine trauma is high and, as a nation, Honduras is very poor. The only material available to hospital staff members to treat spine fractures is wire; there are no rods, screws or plates. Worse, patients who are able to afford the surgery must pay for the spinal implants in advance, essentially taking a chance that the devices will fit!

Prior to this visit, Dr. Limonadi enlisted the help of spinal implant/instrumentation sales representatives, who later donated the implants and allowed the OHSU neurosurgeons to borrow sets of instrumentation with which to perform surgery. Additionally, prior to the visit, the Honduran surgical chief resident securely e-mailed information to Dr. Limonadi regarding the patients needing spine surgery. Drs. Frank and Limonadi reviewed each case in detail, including films and medical history,

and a formulated surgical plan for each patient was developed to ensure that enough of the types and sizes of the donated implants required made the trip. The team performed the first-ever cervical spinal fusion in Honduras and was given a commendation by the Honduran hospital and its neurosurgery depart-



ment. At a hospital-organized press conference, Dr. Frank was interviewed and delivered a speech. The visit and the surgery were covered in the newspaper and later broadcast on National Honduran television.

The group worked nonstop for a week. **Debra Reeves**, R.N., describes her experience:

“I wanted to visit Honduras because I am fortunate to have had the opportunity of an education. It is my desire to continue to learn, share my education, and give back to those less fortunate. We worked very hard that week. It was so rewarding to know we helped make a difference in the lives of the patients that I was hardly tired at all.”

The OHSU group is considering a return trip in 2005, when Dr. Frank plans to teach the surgeons about spinal mechanics and how to repair a damaged spine with the tools they have available.

Please note that no OHSU and/or neurological surgery departmental funds were used in the funding of these efforts.

Brain Awareness Season 2005

Brain Awareness Season is an outreach effort of the Science Outreach and Resources (SOAR) Committee, which was formed to expand the scope of OHSU's science education programs, including Brain Awareness Week. SOAR brings scientists from different departments together to engage in educating the public. The committee is unique in its composition representing all parts of the healing, research, teaching and service mission of OHSU. **Shirley McCartney**, Ph.D., represents neurological surgery on the committee as web manager and OHSU brain fair organizer.

Brain Awareness Week is the creation of the Dana Alliance for Brain Initia-

cont. on page 6 ...

Visiting Professor Lecture Series

The Visiting Professor Lecture Series features some of the most outstanding medical professionals in the field of neurological surgery. Guests are invited to present cases of interest for discussion. The Department of Neurological Surgery and its faculty were pleased to invite the following visiting professor:

Robert Dempsey, M.D. University of Wisconsin, Madison, Wis.

In 1998, Dr. Dempsey became the first Manucher J. Javid Endowed Professorship in Neurological Surgery at University of Wisconsin Hospital and Clinics Madison, Wis. He serves on numerous societies, committees and review organizations, including the Executive Committee of the



Stroke Council of the American Heart Association, the Executive Committee of the Joint Section of Cerebrovascular Surgery of the AANS/CNS. Dr. Dempsey is secretary to The Society of Neurological Surgeons, and The Foundation for International Education in Neurological Surgery. His NIH-funded research ef-

forts include studies of: cerebral blood flow, cerebral ischemia, ischemic brain edema, the cause and treatment of atherosclerosis in carotid arteries and the biochemical events after brain injury, and neuroplasticity after transient cerebral ischemia. Dempsey discussed **Carotid Atherosclerosis and Stroke: The Neurosurgical Past, Present, and Future** when he visited OHSU on September 18, 2004. ♦

Neurological Surgery Basic and Clinical Research Studies

Current Basic Science Awards

- ❖ NIH:NINDS — Interleukin-1beta in Central Pain Modulating Circuits. Principal investigator: **Mary Heinricher**, Ph.D.
- ❖ NIH:NINDS — Purinergic Control of Medullary Pain Modulation. Principal investigator: **Nathan R. Selden**, M.D., Ph.D.
- ❖ NIH:NINDS — Adenosine Receptor and Ion Channels in Cerebral Vessels. Principal investigator: **G. Alexander West**, M.D., Ph.D.
- ❖ NIH: NICHHD — Oregon Child Health Research Center. Co-principal investigator: **Nathan R. Selden**, M.D., Ph.D.
- ❖ NIH:NIDA — Medullary Circuitry in Opioid Analgesia. Principal investigator: **Mary Heinricher**, Ph.D.
- ❖ NIH:NIA — Age-Related Changes in Trigeminal Ganglion Excitability. Principal investigator: **Thomas Baumann**, Ph.D.
- ❖ Medical Research Foundation of Oregon — Ion Channels in Spontaneously Active DRG Neurons from Patients with Intractable Pain. Principal investigator: **Thomas Baumann**, Ph.D.
- ❖ NL Tartar Trust Research Fellowship — Motor Cortex Stimulation in the Spinal Nerve Ligation Model of Neuropathic Pain. Principal investigator: **Jonathan Carlson**, M.D., Ph.D.
- ❖ OHSU Bioscience Innovation Fund — Development of New Surgical Device to Treat Hydrocephalus. Principal investigator: **Nathan R. Selden**, M.D., Ph.D. ♦

Current Clinical Trials

- ❖ FzioMed Inc. — Randomized, third-party blinded, multicenter clinical trial to determine the safety and effectiveness of Oxiplex/SP gel for the reduction of pain and symptoms following Lumbar Disc Surgery. Principal investigator: **Edmund Frank**, M.D.
 - ❖ Medtronic Sofamor Danek — A Prospective, Randomized, Controlled Clinical Trial of an Artificial Cervical Disc versus Anterior Cervical Fusion at a Single Level for Symptomatic Cervical Disc Disease. Principal investigator: **Johnny B. Delashaw**, M.D.
 - ❖ Medical Research Foundation of Oregon — Digital Motor Control in Essential Tremor. Principal investigator: **Valerie Anderson**, Ph.D.
 - ❖ Amgen Inc. — Multicenter, Open-Label Trial of Extended Treatment with Liaternin (r-metHuGDNF) Administered by Continuous Intrathecal (Ipu) Infusion to Subjects with Idiopathic Parkinson's Disease Who Have Completed a Previous Trial of Liaternin. Co-Principal investigator: **Kim J. Burchiel**, M.D.
 - ❖ OHSU GCRC — Pain and Parkinson's Disease: The Role of the Thalamus. Principal investigator: **Valerie Anderson**, Ph.D.
 - ❖ Novartis, Inc. — A Multicenter, Open Label Study to Assess the Safety and Efficacy of 600 µg SOM230, Administered Subcutaneously, b.i.d. in patients with Cushing's disease. Principal investigator: **William Ludlum**, M.D. ♦
- For more information on clinical trials contact the neurological surgery clinical trials coordinator at 503 494-9546 or nsg@ohsu.edu.



Faculty Profile

G. Alexander West, M.D., Ph.D. Associate Professor

G. Alexander West, M.D., Ph.D., joined the Department of Neurological Surgery in the Oregon Health & Science University School of Medicine September 1, 2003. Dr. West came to OHSU from the University of Washington, where he was an assistant professor in the Department of Neurological Surgery.

Dr. West received both his doctorate in physiology and his medical degree from the University of Virginia in 1985 and 1989, respectively. After completing an eight-year residency program

at the University of Washington, Dr. West joined the staff at the University of Texas Health Sciences Center in San Antonio as an assistant professor of Neurosurgery. While at the University of Texas, he ran the epilepsy and brain tumor programs and was involved in a busy, complex spine practice.

Dr. West's present clinical practice focuses on surgery of the neurovascular system including aneurysms and vascular malformations, spine trauma, minimally invasive as well as complex spine surgery.

Research Activities

- Underlying mechanisms of vasodilation in the cerebral vascular system. In particular, understanding signal transduction in the vessel wall, utilizing patch-clamp technology and molecular

techniques.

Practice Specialties

- Spine surgery
- Cerebrovascular surgery
- Trauma neurosurgery

Laboratory/Support Staff

- Research assistant
Jeffrey Iliff, B.A.
- Physician assistant
Stephen Giles, M.S., P.A.-C.
- Administrative assistant
Barbara Fullman

NIH Funding

- NINDS — Adenosine Receptor and Ion Channels in Cerebral Vessels. ♦

Contact Dr. West
503 494-7896 or nsg@ohsu.edu

Research News — More Than Just Brain Surgery!

Researchers in the Department of Neurological Surgery are studying **pain perception** and **regulation** in the laboratory and at the bedside. Other studies include research into surgical treatments for **epilepsy**, the effects of deep brain stimulation on tremors associated with **Parkinson's disease** and other **movement disorders** in adults and **children**. Neurooncologists at OHSU are examining new treatments for **brain tumors**. OHSU's **neurotrauma** research group were recently amongst the authors of pediatric guidelines for traumatic brain injury. **Cerebrovascular** neurosurgeons use interventional neuroradiology, a minimally invasive approach, in the treatment of diseases of the brain and spine.

Peer-reviewed publications

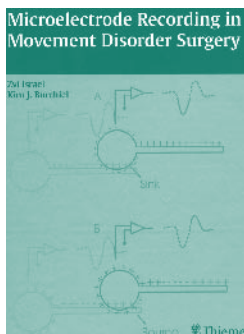
Peer-reviewed publications for 2004 covered such topics as surgical treatments for movement disorders, stroke, trigeminal neuralgia and pain, improvement in surgical approaches and procedures, and surgical device development. Basic research publications examined mediators of pain, neurons involved in pain, cell signaling and microelectrode recording of cell activity.

Book: Microelectrode Recording in Movement Disorder Surgery

Editors Zvi Israel M.B.B.S. and **Kim J. Burchiel, M.D.**

As movement disorder surgery advances and becomes more commonplace, the need for accurate physiological localizing data “optimally achieved through extracellular microelectrode recording” is more critical than ever. However, this complex technique carries a high learning curve and most neurosurgeons have little training in the field.

Here is the first book to provide a comprehensive overview of the art of microelectrode recording in movement disorders surgery, offering a solid

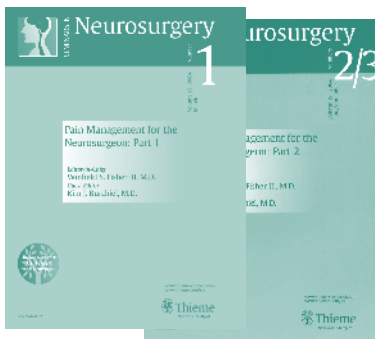


understanding of the basics, as well as much useful clinical information for experienced practitioners. This book was published in 2004 and includes chapters by **Burchiel, K.J.**—The Future of Microelectrode Recording; **Carlson, J.D.**, Iacono R.P., Helseth E., *et al.*—Macroelectrode Stimulation and Impedance Monitoring in the Posteroventral Pallidotomy; and Favre, J., **Baumann, T.**—Signal Processing and Pattern Recognition in Microelectrode Recordings.

Review Journal: Seminars in Neurosurgery—Pain Management for the Neurosurgeon, 2004

Editor-in-Chief: Winfield S. Fisher III, M.D, Guest Editor: **Kim J. Burchiel, M.D.**

Seminars in Neurosurgery is a topic-driven review journal that provides insightful coverage of the latest trends in neurosurgical techniques, equipment, and patient management. This journal was published in 2004 and includes chapters by Elias, W.J., **Burchiel, K.J.**—Trigeminal Neuralgia and Other Craniofacial Pain Syndromes: An Overview; Elias, W.J., **Burchiel, K.J.**—Trigeminal neuralgia: Microvascular Decompression; and **Heinricher, M.M.**—Anatomy & Physiology of Pain.



OHSU neurosurgeons are named the best in their specialty.

Oregon Health & Science University School of Medicine physicians make up nearly 40 percent of Oregon's best doctors, according to the Best Doctors Database 2004, published Feb. 2004.

Best Doctors surveyed more than 35,000 physicians from the United States and Canada identified in previous surveys as the “best” in their specialties.

The physicians were asked “If you or your loved one needed a doctor in your specialty, to whom would you refer them.” The following are OHSU neurosurgeons listed in Best Doctors Database 2004:

Stanley L. Barnwell, M.D., Ph.D.
Kim J. Burchiel, M.D.
Johnny B. Delashaw, Jr., M.D.
Edward A. Neuwelt, M.D.

Neurological Surgery Resident Research Education

Jonathan Carlson, M.D., Ph.D., and **Justin Cetas, M.D., Ph.D.**, are both working in the Heinricher laboratory. A primary focus of their work is how immune signals (which would be produced by systemic infection or inflammation) can activate brain pain modulating systems to facilitate pain. The Heinricher laboratory also has a new project investigating the neural circuits through which a completely novel, non-opiate analgesic drug produces its effects. A grant to support that work has been submitted to the NIH.

Kirash Golshani, M.D. is working in the West laboratory, examining cerebrovascular blood flow and intracellular signalling mechanisms.

Farhad Limonadi, M.D., and **Kim Burchiel, M.D.** have recently developed an online artificial intelligence program able to accurately diagnose facial pain syndrome type. Dr. Limonadi has presented this work at the Congress of Neurological Surgeons Annual Meeting 2004 and a manuscript is in preparation.

Honors

Kim J. Burchiel, M.D., vice president, Western Neurosurgical Society, 2005.

Kim J. Burchiel, M.D., president, Society of University Neurosurgeons, 2005.

Nathan R. Selden, M.D., Ph.D., invited Speaker (Controversies: Tethered Spinal Cord) at American Association of Neurological Surgeons/Congress of Neurological Surgeons Annual Pediatric Neurological Surgery Meeting, December 2004.

Johnny B. Delashaw, M.D. was honored at a benefit concert in support of neurofibromatosis, July 30, 2004

cont. on page 7 ...

John Raaf Day 2004

The Department of Neurological Surgery is proud to recognize the accomplishments of John Raaf, M.D., (1905 - 2000), widely regarded as the father of neurosurgery in the state of Oregon. Raaf advanced the profession during his years as chairman of neurosurgery at Good Samaritan Hospital by creating an outstanding resource for the neurosciences community in the Pacific Northwest.

The 14th John Raaf Day Lecturer



Scott

We were fortunate to have R. Michael Scott, M.D., as our 2004 Raaf Lecturer on October 23, 2004. Dr. Scott was born in Philadelphia; his father, Michael Scott, was the chairman of the Department of Neurosurgery at Temple University. Dr. Scott received his A.B. from Williams College and his M.D. from Temple University. He completed his surgical internship at Boston City Hospital, a two-year research fellowship at the National Institute of Neurological Diseases and Stroke, and Neurosurgery residency at Massachusetts General Hospital. From 1974 through 1987, he served

on the faculty of Tufts University and the New England Medical Center. In 1988, he joined the Neurosurgical Department, Children's Hospital in Boston and, in 1992, was appointed professor of surgery at Harvard Medical School. He was named neurosurgeon-in-chief at Children's Hospital in 2004, and has directed its Pediatric Neurosurgical Fellowship Program since its inception in 1991. Dr. Scott is a past-president of the American Society of Pediatric Neurosurgeons, and a past-chairman of the Pediatric Section of the American Association of Neurological Surgeons. Dr. Scott was appointed to the board of directors of the American Board of Neurological Surgeons in 1997 and was elected its vice-chairman, for the term 2002-03. He is chairman of the American Board of Pediatric Neurosurgery. Dr. Scott's major clinical and research

Past John Raaf Lecturers:

Lawrence F. Marshall, M.D.	1991
John A. Jane, M.D., Ph.D.	1992
Julian T. Hoff, M.D.	1993
Albert L. Rhoton Jr., M.D.	1994
Martin H. Weiss, M.D.	1995
Robert H. Wilkins, M.D.	1996
John M. Tew Jr., M.D.	1997
Donlin M. Long, M.D., Ph.D.	1998
Robert Grossman, M.D.	1999
William A. Buchheit, M.D.	2000
Russel Hugo Patterson Jr., M.D.	2001
Charles B. Wilson, M.D.	2002
H. Richard Winn, M.D.	2003

interests are pediatric cerebrovascular disease, brain tumors and congenital malformations of the brain and spinal cord.

Dr. Scott discussed *Moyamoya Syndrome – A Surgically Treatable Cause of Stroke and Cavernous Malformations in the Pediatric Population.* ♦

Interns 2004

Jessica Lin, M.D., joined neurological surgery in July 2004 as an intern in



general surgery. In May 2004, she completed her medical degree at the University of Pittsburgh. In 1998, she completed a bachelor's degree in anthropology at Harvard University, Cambridge, Mass.

Emun Abdu, M.D., joined neurological surgery in July 2004 as an intern in



general surgery. In June 2004, she completed her medical degree at the University of Michigan. In 1999, she completed a bachelor's degree in laboratory medicine at University of Washington, Seattle, Wash. ♦

New Employees cont. from page 2 ...

Margaret Dancan, P.A.-C.

Nurse Practitioners

Susan Ferson, M.S.N., C.P.N.P.

Wendy Domresis, M.S., R.N., C.P.N.P.

Chris Yedinak, M.N., C.F.N.P.

Professional Coder

Arelene Lietsman-Phillips, RHIT, CPC

Patient Care Coordinator

Colleen Woods ♦

Raslan cont. from page 2 ...

root entry zone (DREZ) and caudalis DREZ operation; RF thalamotomy and cingulotomy for pain relief; spinal cord stimulator implantation and deep brain stimulation.

Raslan expects to take full advantage of his fellowship training with Dr. Burchiel and explore different perspectives of pain management, with a focus on neuromodulative procedures for pain control. ♦

Community cont. from page 3 ...

tives and the Society for Neuroscience, national organizations dedicated to finding the cause and cure for neurological diseases and disorders. A chapter of the Society for Neuroscience has recently been formed in Oregon at OHSU.

In 2005, the many activities associated with OHSU's Brain Awareness Season will build on the theme of the brain and society, with a variety of opportunities for different groups/ages to interact with brain science, brain scientists and brain science educators. This year's celebrations will kick off with an OHSU neuroscience townhall on stem cell research, January 22, 2005. Details of the Gray Matters lecture series can be found on page 7 of this issue of *Neurotransmitter*. The season culminates in a weekend of technological mind-exploring fun at the OHSU Brain Fair held at the Oregon Museum of Science and Industry (OMSI), March 12th and 13th 2005. With hands-on exhibits, OHSU neuroscientists translate neuroscience

cont. on page 7...

OHSU Brain Awareness Season Gray Matters- Lecture Series

Interested in neuroscience? Then come and explore the brain and society. OHSU invites you to join in this fascinating season of cerebral activities.

All lectures listed below take place at the First Congregational Church, 1126 S.W. Park Ave., Portland, OR.

Reservations required. Register at www.oregonbrains.org. 503-418-2515

TUESDAY
FEBRUARY

1

Music & The Brain

Peter Perret, conductor, the Winston-Salem Symphony and professor of neuroscience, Wake Forest University
William Martin, Ph.D., professor of Otolaryngology/Head & Neck Surgery, OHSU
Demonstrations by members of the Oregon Symphony!

TUESDAY
FEBRUARY

8

Emotion, Mood & The Brain

Thomas Insel, M.D., director, National Institute of Mental Health

TUESDAY
FEBRUARY

22

Sex, Drugs, Rock 'n' Roll & The Teenage Brain

Alexander Stevens, Ph.D., research assistant professor, Psychiatry, assistant professor, Behavioral Neuroscience, OHSU

TUESDAY
MARCH

1

The Once & Future Brain

Michael Gazzaniga, Ph.D., director, Center for Cognitive Neuroscience, Dartmouth College

TUESDAY
MARCH

8

Developing Your Child's Brain

Norbert Herschkowitz, M.D., pediatrician, neuroscientist, author
Elinore Chapman Herschkowitz, educator, author

All lectures listed above begin at 7 P.M.

Single tickets \$20 :: Series Tickets \$85 :: Patron Tickets \$125

TUESDAY
FEBRUARY

15

OHSU Marquam Hill Society Lecture—FREE! Computer Technology & The Brain

Jan van Santen, Ph.D., professor of biomedical engineering and computer science, OHSU/OGI School of Science & Engineering

Please note that this lecture begins at 7:30 P.M.



Community cont. from page 6 ...

into language that informs and engages the public. Neurological surgery will again have a display at the Brain Fair.

Doernbecher Freestyle

In the spring of 2004, Doernbecher Children's Hospital Foundation and Nike entered into a partnership to raise money for Doernbecher Children's Hospital (DCH). It involved five cancer patients designing their own shoes to be sold in Niketowns across the country and on Niketown.com. Net revenues

from the shoe sales go directly to DCH. The project was so well received and successful, that Nike has agreed to work with Doernbecher patients in 2005 to design five more shoes. This time the patients will come from five different DCH disciplines: cardiology, cystic fibrosis, cancer, Child Development and Rehabilitation Center and **neurosurgery** (a patient of Dr. Selden). The five designs will be unveiled at an exclusive event in September 2005 with national sales starting in November 2005. ♦

honors cont. from page 5 ...

The Oregon affiliate of the National Neurofibromatosis Foundation honored Dr. Delashaw for his many years of dedication and service to neurofibromatosis patients and their families. The concert, which featured local pianist and composer Michael Allen Harrison was held at Wieden + Kennedy in Portland.

Contact Information:

Neurofibromatosis Oregon Affiliate
Jean Fitzgerald - Neurofibromatosis Support Group Facilitator
18989 N.E. Marine Drive, Slip #65
Portland, OR 97230
(503) 674-9255
Email: walktours1@aol.com ♦

Awards

Jonathan Carlson, M.D., Ph.D., NL Tartar Trust Research Fellowship—Motor Cortex Stimulation in the Spinal Nerve Ligation Model of Neuro-pathic Pain.

Jonathan Carlson, M.D., Ph.D., Tasker Award—Congress of Neurological Surgeons Annual Meeting 2004.

Nathan R. Selden, M.D., Ph.D., American Board of Neurological Surgeons—Certified 2004.

Nathan R. Selden, M.D., Ph.D., OHSU Bioscience Innovation Fund—award for continued development of a surgical device that aids in the treatment of hydrocephalus in pediatric patients. ♦

Farewell

Pediatric neurosurgeon, **Susan Durham**, M.D., moved to Dartmouth-Hitchcock Medical Center, Lebanon, N.H. in October 2004. Neurological surgery faculty and staff wish her well. ♦

Submit your information news, articles and ideas for the June 2005 issue of OHSU Neurotransmitter to Shirley McCartney, Ph.D., at mccartns@ohsu.edu.

ALUMNI
Neurological surgery would like to hear from YOU!



Department of Neurological Surgery

Mail code L-472

Oregon Health & Science University
School of Medicine

3181 S.W. Sam Jackson Park Road
Portland, OR 97239-3098

OHSU is an equal opportunity, affirmative action institution.

Nonprofit Org.
U.S. Postage
PAID
Portland, OR
Permit No. 722

You Can Help the Department of Neurological Surgery Meet Its Mission

The Department of Neurological Surgery has a variety of programs that support research and resident/instructor education. Listed below are brief descriptions of the different activities supported by these funds:

- ❑ Raaf Chair: This endowed chair supports research in neurological surgery and neurosciences.
- ❑ Paxton Fellowship: This endowed professorship will support the development and implementation of the most advanced and innovative methods in neurological surgery education. This special professorship will be filled by an academic neurological surgeon with a national reputation for education, innovation and state-of-the-art approaches to neurosurgical teaching techniques.
- ❑ Neurosurgical Educational Gifts: These gifts provide support for numerous endeavours, in keeping with the Department of Neurological Surgery’s mission statement: emphasizing innovation and the dissemination of new knowledge; development of curricula and an environment that stimulates the spirit of inquiry; and research into the prevention and cure of neurological disease and disability.
- ❑ Campagna Professorship: This professorship provides support for a pediatric neurosurgical professorship and promotion of research in pediatric neurosurgery, and maintenance of the highest level of care for children with neurosurgical problems.

If you would like to make a tax-deductible contribution to any of these funds, please make your check payable to “**OHSU-Dept. of Neurological Surgery**” and submit it to **Bryce Helgerson** at the address above, along with a copy of this page and the fund(s) you wish to contribute to checked off. You will receive a letter stating that you have made a tax-deductible donation as proof of your charitable giving.

John Raaf Professor and Chairman

Kim J. Burchiel, M.D. 503 494-7978

Faculty

Stanley L. Barnwell, M.D., Ph.D.	503 494-0371
Phillip Berryhill, M.D.	503 494-7978
Johnny B. Delashaw, M.D.	503 494-7737
Edmund H. Frank, M.D.	503 494-3217
William H. Ludlam, M.D., Ph.D.	503 494-9060
Sean O. McMenomey, M.D.	503 494-8135
Gary M. Nesbit, M.D.	503 494-4684
Edward Neuwelt, M.D.	503 494-7967
Nathan R. Selden, M.D., Ph.D.	503 494-0872
G. Alexander West, M.D., Ph.D.	503 494-7896
Valerie A. Anderson, Ph.D.	503 494-6393
Thomas Baumann, Ph.D.	503 494-6393
Mary Heinricher, Ph.D.	503 494-6393
David Gostnell, Ph.D.	503 281-6615
Richard Kolbell, Ph.D.	503 284-2372
Shirley McCartney, Ph.D.	503 494-7469
Bryce R. Helgerson, M.H.A.	503 494-6428
Appointments/Surgery Scheduling:	503 494-4314
Fax:	503 494-7161
Physician Consultation Service	
Portland:	503 494-4567
Outside Portland:	800 494-6478