

Neurotransmitter

Published by the Oregon Health & Science University Department of Neurological Surgery

Volume 4 - Issue 2 - Fall 2008

Introduction

2 - Chairman's Update

Department News

2 - New Fellows

3 - Educational Outreach & Leadership

3 - Neurosurgical Outreach

4 - Research Publications

5 - Academic Publishing Resources

5 - Neuroscience Books

6 - Research News

7 - Events & Announcements

7 - Education Funding & Awards

8 - Medical Illustration Awards



John Raaf Professor and Chairman
Kim J. Burchiel, M.D., F.A.C.S.

Neurosurgery

Stanley L. Barnwell, M.D., Ph.D.
Kim J. Burchiel, M.D., F.A.C.S.
Johnny B. Delashaw, Jr., M.D.
Nicholas Coppa, M.D.
Aclan Dogan, M.D.
Jorge L. Eller, M.D.
Edmund H. Frank, M.D., F.A.C.S.
Daniel Guillaume, M.D.
Andrew N. Nemecek, M.D.
Edward A. Neuwelt, M.D.
Dibyendu Ray, M.B.B.S., M.S., M.Ch.
Nathan R. Selden, M.D., Ph.D., F.A.C.S.

Neuroendocrinology

Maria Fleseriu, M.D.

Neurointensivist

Anish Bhardwaj, M.D.

Neuroradiology

Jim Anderson, M.D.
Gary Nesbit, M.D.

Neuropsychology

David Gostnell, Ph.D.
Richard Kolbell, Ph.D., A.B.P.P.

Otolaryngology

Sean O. McMenomey, M.D.

Pain Management

Kim J. Burchiel, M.D., F.A.C.S.

Physician Assistants

Stephen Giles, M.S., P.A.-C., Ph.D.
Lori E. Guidone, M.S., P.A.-C.
Katie Thompson, M.S., P.A.-C.

Nurse Practitioners

Wendy O. Domreis, M.S., R.N., C.P.N.P.
Laurie Yablon, R.N., C.P.N.P.
Chris G. Yedinak, M.N., C.F.N.P.

Research

Valerie C. Anderson, Ph.D., M.C.R.
Thomas K. Baumann, Ph.D.
Mary M. Heinricher, Ph.D.

Emeritus Faculty

Harold D. Paxton, M.D.

Administration

Sally Rodgers, M.A.
Shirley McCartney, Ph.D.
Andy Rekito, M.S.

OHSU Neurotransmitter is published by the Department of Neurological Surgery, Oregon Health & Science University, School of Medicine, for colleagues, alumni and friends of the department.

For inquiries, submissions or suggestions, please contact Shirley McCartney, Ph.D. at 503 494-7469 or mccartns@ohsu.edu.

Learn more about us on our website:
www.ohsu.edu/neurosurgery

Editor: Shirley McCartney, Ph.D.

Illustrator: Andy Rekito, M.S.

Contributors: Kim J. Burchiel, M.D., Nathan R. Selden, M.D., Ph.D., and Shirley McCartney, Ph.D.

Chairman's Update - Trailblazers

This past October, I quietly celebrated my 20th anniversary at OHSU. Annual harmonics such as this do tend to promote reflection and introspection. Professionally, I can distill the past two decades with this institution into a few headlines:

- **OHSU experiences an extraordinary period of growth!**
- **OHSU recognized amongst the top clinical and research medical schools in the U.S.!**
- **OHSU faces new financial challenges!**

Life at our institution has certainly never been boring. In fact, this is perhaps the main reason behind my longevity here. Over my tenure, I have always found the unfolding "story" of OHSU to be a real page-turner. If OHSU were a novel, we would see ads containing snippets like "...thrilling!" "...takes the reader on an incredible journey!" "...couldn't put it down!" and other such pithy commentary. It has been a compelling narrative, and we still don't know the denouement. Our story has definitely kept me interested.

We have faced and overcome so many crises that our current challenges feel downright familiar. To a degree, I still believe we have inherited the pioneering spirit that blazed the Oregon Trail. We are the oldest medical school in the west, and in many ways continue to be the exemplar of both the challenges and successes of other academic medical institutions nationwide. The people that make up OHSU have that trailblazing instinct. We are not intimidated by adversity, and we are prepared to go into the future with both creativity and optimism. While



Oregon Medical School, Marquam Hill Campus, circa 1930's

Source: OHSU Historical Collections & Archives

our obstacles are not as rugged as those faced by our forbearers, we nevertheless continue their tradition of willingness to face the unexpected, and prevail.

Many institutions are currently adapting to the international financial gales that have been visited upon us. Those institutions that survive the next few years will emerge stronger, and more vibrant than ever. Given my past experience with OHSU, I fully believe that we will be one of those institutions that will be tempered and improved by the environment that surrounds us in late 2008. Our course over the next few years is difficult to foresee, but I can reasonably assure you, it will be exciting!

All the best wishes to you, for a happy and prosperous 2009!

Kim Burchiel

Kim J. Burchiel, M.D., F.A.C.S.
John Raaf Professor and Chairman
OHSU Neurological Surgery



New Fellows

Nicholas Coppa, M.D., joined neurological surgery as an instructor in skull base surgery in July 2008. He obtained a bachelor's degree in biology with a minor in Italian from Providence College, Providence, RI in 1997.

In 1997-98, he attended Georgetown University School of Arts & Sciences in D.C. and completed a master of science in physiology and biophysics, his thesis was titled *Diabetic Retinopathy: The Role of VEGF in Retinal Neovascularization*. After completing medical school at Georgetown University School of Medicine, D.C. in 2002 he completed his neurosurgical residency at Georgetown University Hospital in 2008. His neurosurgical interests include skull base neurosurgery, neurooncology, cerebrovascular neurosurgery, neuroanatomy and traumatic brain injury.



Dibyendu Ray, M.B.B.S., M.S., M.Ch. joined neurological surgery as an instructor in functional and stereotactic neurosurgery in August 2008. He obtained a bachelor's degree in medicine and surgery (M.B.B.S.) from the University

of Calcutta, Calcutta, India, a master's in general surgery, from the University of Rajasthan, Jaipur, India and a postdoctoral degree in neurosurgery (M.Ch.) from the Postgraduate Institute of Medical Education and Research, Chandigarh, Chandigarh, India. In 2007, he spent a year as a radiosurgery fellow in the Department of Neurosurgery, University of Virginia in Charlottesville. His neurosurgical interests include functional and stereotactic neurosurgery. More specifically, Dr. Ray is interested in epilepsy and movement disorder surgical training, which is presently not available in India.




Educational Outreach & Leadership

Medical education, like medical science, is moving into a new, more scientific era. Like other specialists, neurosurgeons around North America are making serious efforts to understand and improve the effectiveness of surgical education, in order to improve the quality of patient care.

OHSU neurosurgeons are leaders of this movement toward a more scientific surgical education. **Nathan Selden**, M.D., Ph.D. was one of three founding editors, now immediate past-editor, of the newest online version of the surgical self-assessment and education tool, SANS: Lifelong Learning, which has now become a mandatory part of maintenance of certification (MOC) for all board certified American neurosurgeons. Dr. Selden was also instrumental in assessing non-clinical core competency material using SANS, in addition to traditional biomedical science.

Dr. Selden and **Kim Burchiel**, M.D. have also led the effort to bring more effective digital tools to directors of the nation's 96 accredited neurosurgery training programs. As secretary of the Society of Neurological Surgeons ('Senior Society'), which comprises training directors and department chairs in North America, Dr. Burchiel implemented a modern, education and communication based Web site for the Society. As part of this effort, Dr. Selden created an online, comprehensive program director's toolkit, providing educational and curricular materials, a network of links to medical education resources on the Web, and a digital discussion area for topics related to surgical education.

Finally, Dr. Selden has dedicated a large effort over the last two years to significant reforms in the presentation of continuing medical education, serving as vice chairman and then chairman of the Scientific Program Committee of the Congress of Neurological Surgeons. This committee has implemented scientifically based, interactive educational sessions, including *integrated medical learning* (IML) and neurosurgical consensus sessions, that not only present information but also collect data, allowing learners to actively participate in a process of knowledge generation and policy formulation. Dr. Selden continues this year as annual meeting chairman for the 2009 CNS meeting in New Orleans.



The extensive efforts of OHSU's neurosurgical faculty to advance modern and technologically based neurosurgical education complement a long history and continuing tradition at OHSU of faculty leadership in surgical anatomy and technology courses, surgical device development and testing, and local, national and regional lecturing and teaching.

References in *Congress Quarterly* Fall 2008


- 2008 CNS Annual Meeting: Creating a Community of Neurosurgery. **Nathan R. Selden**, Ali R. Rezai, and Gerald E. Rodts
- CNS Consensus Sessions and the Annual Meeting: We Are Listening. **Nathan R. Selden**, Ali R. Rezai, Gerald E. Rodts, Mark E. Linskey, and Anthony L. Asher
- Integrated Medical Learning™: Expansion of a Concept. Nicholas M. Boulis, **Nathan R. Selden**, Russell R. Lonser, and Ashok R. Asthagiri

Congress Quarterly is the official news magazine of The Congress of Neurological Surgeons, www.cns.org/publications.

Neurological Surgery Outreach

Mid-Columbia Neuroscience Clinic

Located in The Dalles, Ore., the Mid-Columbia Neuroscience Clinic provides comprehensive neurosurgical consultation in association with Mid-Columbia Medical Center. **Andrew Nemeczek**, M.D., is available for consultation in The Dalles one day every other week. The clinic provides an important service for rural and outlying areas by giving local health care providers access to specialized neurosurgical services that would otherwise be accessed only by travel to Portland. For more information or scheduling, please call 503 494-4314.



Longview Neurosurgical Clinic

The Longview Neurosurgical Clinic in Longview, Wash., is staffed by **Johnny Delashaw**, M.D. four days per month and provides consultation in general neurosurgery, skull-base tumors, neurovascular disease, and neurooncology. For more information or scheduling, please call the Longview Neurosurgical Clinic at 360 414-1388.



Doernbecher Pediatric Outreach Clinic

The Doernbecher Pediatric Neurosurgery Clinic in Bend, Ore., takes place typically on the second Friday of every other month and is staffed by **Nathan Selden**, M.D., Ph.D. The clinic has been successful in saving travel time for families living in Deschutes County and parts of Southern Oregon, and who are cared for by the Doernbecher Children's Hospital pediatric neurosurgery service. The clinic is operated in association with St. Charles Medical Center in Bend. For more information or scheduling, please call 503 494-4314.



Neurotrauma Care

Comprehensive treatment of injuries associated with brain, spine and spinal cord trauma are provided in collaboration with OHSU's emergency physicians, neurosurgeons, trauma service and the neurosciences critical care unit team.

The OHSU trauma service and the neurosciences critical care unit teams work intricately to provide day-to-day management of patients with multi-system trauma that includes isolated traumatic brain and spinal cord injury. OHSU is the only **academic** Level I trauma center (authorized by the Oregon Department of Human Services: health services, emergency medical services and trauma systems to provide tertiary trauma care) in Oregon serving injured persons throughout Oregon and the Pacific Northwest.

Neurointensive Care

The OHSU **Neurosciences Intensive Care Unit (ICU)** focuses on the management of the critically ill. The unit is the cornerstone of OHSU's **Neurosciences Critical Care** program and brings together faculty expertise in neurology, neurological surgery, anesthesiology, neuroradiology, peri-operative medicine and pulmonary/critical care.

Neurorehabilitation

A new rehabilitation unit is scheduled to open Fall, 2009 in the Kohler Pavillion at OHSU.

Research Publications 2008

PAIN-CLINICAL RESEARCH

Pain Relief after Cervical Ganglionectomy (C2 and C3) for the Treatment of Intractable Occipital Neuralgia. *Stereotact Funct Neurosurg* 86(2): 106-112. Acar, F., J. Miller, K. J. Golshani, Z. H. Israel, S. McCartney and K. J. Burchiel (2008).

Destructive procedures for the treatment of nonmalignant pain: a structured literature review. *Journal of Neurosurgery* 109(3): 389-404. Cetas, J. S., T. Saedi and K. J. Burchiel (2008).

Percutaneous computed tomography-guided radiofrequency ablation of upper spinal cord pain pathways for cancer-related pain. *Neurosurgery* 62(3 Suppl 1): 226-33; discussion 233-4. Raslan, A. M. (2008).

Pathology of ilioinguinal neuropathy produced by mesh entrapment: case report and literature review. *Hernia* 12(2): 213-6. Miller, J. P., F. Acar, V. B. Kaimakchiev, S. H. Gultekin and K. J. Burchiel (2008).

PAIN-BASIC RESEARCH

α 2-Noradrenergic antagonist administration into the central nucleus of the amygdala blocks stress-induced hypoalgesia in awake behaving rats. *Neuroscience* 157(1): 223-228. Ortiz, J. P., L. N. Close, M. M. Heinricher and N. R. Selden (2008).

Differentiating Intrathecal Catheter Tip Granulomas from Normal Magnetic Resonance Image Distortion caused by Metallic Catheter Tips. *Neurosurgery* 62(1): 242-248. Magill, S. T., P. Wang, J. L. Eller and K. J. Burchiel (2008).

FACIAL PAIN

Practice Parameter: The diagnostic evaluation and treatment of trigeminal neuralgia (an evidence-based review): Report of the Quality Standards Subcommittee of the American Academy of Neurology and the European Federation of Neurological Societies. [Article]. *Neurology* 71(1): 1. Gronseth, G., G. Cruccu, J. Alksne, C. Argoff, M. Brainin, K. Burchiel, T. M. D. Nurmikko and J. M. Zakrzewska (2008).

Preoperative visualization of neurovascular anatomy in trigeminal neuralgia. *Journal of Neurosurgery* 108(3): 477-82. Miller, J., F. Acar, B. Hamilton and K. Burchiel (2008).

Trigeminal Neuralgia and Vascular Compression in Patients with Trigeminal Schwannomas: Case Report. *Neurosurgery* 62(4): E974-E975. Miller, J. P., F. Acar and K. J. Burchiel (2008).

Clinical problem solving: lightning never strikes twice? *Neurosurgery* 62(3): 724-33; discussion 724-33. Lopez-Gonzalez, M. A., J. Riley, N. M. Boullis and K. Burchiel (2008).

STEM CELLS

Human embryonic stem cells: a potential source of transplantable neural progenitor cells. *Neurosurgical Focus* 24(3-4): E3. Guillaume, D. J. and S.-C. Zhang (2008).

Stem cells and central nervous system therapeutics. *Neurosurgical Focus* 24(3-4): E2. Selden, N. R. (2008).

MOVEMENT DISORDERS

Movement Disorder Surgery: The Essentials. Eller, J.L. and Burchiel, K.J. (2008). *Deep Brain Stimulation for Tremor*. R. Bakay, Thieme

Deep Brain Stimulation for Non Movement Disorders. *Contemporary Neurosurgery* 30(19): 1-5. Zacest, A. and Burchiel K.J. (2008).

BRAIN TUMOR

Meningiomas. Sincoff, E.H. and Delashaw, Jr., J.B. (2008). *Orbitosphenoid Meningiomas*. J.H. Lee, Springer: 379-388.

NEUROSCIENCE BOOKS

Acute Brain and Spinal Cord Injury: Evolving Paradigms and Management (Neurological Disease and Therapy) A. Bhardwaj, D. Ellegala and J. Kirsch. New York, Informa Healthcare USA.

- **Angioplasty and Stenting of Cervical Carotid, Intracranial, and Vertebral Arteries.** Dogan, A., Petersen, B., Lee, D., Nesbit, G., Wenger, L. and Barnwell, S.L. (2008).
- **Neuromonitoring in Ischemic Stroke.** Golshani, K., Abdu, E. and Bhardwaj, A. (2008).
- **Pediatric Traumatic Brain Injury. In Acute Management of Brain and Spinal Cord Injury: Evolving Paradigms.** Litvack, Z. and Selden, N.R. (2008).

100 Questions and Answers About Head and Brain Injuries. Jandial, R., Newman, C.B. and Hughes, S.A. (2008). Sudbury, Jones and Bartlett Publishers.

PEDIATRIC

Cellular therapy for childhood neurodegenerative disease. Part I: rationale and preclinical studies. *Neurosurgical Focus* 24(3-4): E22. Guillaume, D. J., S. L. Huhn, N. R. Selden and R. D. Steiner (2008).

Cellular therapy for childhood neurodegenerative disease. Part II: clinical trial design and implementation. *Neurosurgical Focus* 24(3-4): E23. Selden, N. R., D. J. Guillaume, R. D. Steiner and S. L. Huhn (2008).

Newborn with sebaceous nevus of jadassohn presenting as exophytic scalp lesion. *Pediatric Neurosurgery* 44(2): 144-7. Saedi, T., J. Cetas, R. Chang, A. Krol and N. R. Selden (2008).

Spinal Dysraphism: Hidden Meanings and Cutaneous Markers (Editorial Comment). *Pediatric Neurosurgery* 44: 371-372. Selden, N. R. (2008).

Clinical Problem Solving: Family Matters. *Neurosurgery* 62(1): 195-201. Trayner, J., G. Nesbit, R. M. Scott, N. M. Boullis and N. R. Selden (2008).

October Golden ROSE Award

Wendy O. Domreis, M.S., C.P.N.P., OHSU Pediatric Neurosurgery. The Golden ROSE Award program is a higher level of recognition for OHSU's super service-minded staff.



Academic Publishing Resources

Academic publishing describes the field of academic research and scholarly publishing. Most academic work, though not all, is published in peer-reviewed journal article, book or thesis form.

Most established academic disciplines, like neurological surgery have their own journals and other publication mechanisms, such as the Internet. The 'big two' in US academic neurological surgery peer-reviewed publishing are:

- ☑ **Journal of Neurosurgery** (<http://thejns.org>) and
- ☑ **Neurosurgery** (www.neurosurgery-online.com).

The Internet has had a major transitional effect on academic publishing adding electronic to print format. 'Open access' on the Internet comes in two forms (depending on copyright): articles or the whole journal is freely available from the time of publication, and/or self-archiving, whereby authors freely post a copy of their research publications on the web. Recently, the National Institutes of Health (NIH) Public Access Policy ensures that the public has access to the published results of NIH funded research. The policy requires scientists to submit final peer-reviewed journal manuscripts that arise from NIH funds to the digital archive PubMed Central (www.pubmed.gov) upon acceptance for publication. To help advance science and improve human health, the Policy requires that these papers are accessible to the public on PubMed Central no later than 12 months after publication.

The U.S. National Institutes of Health (NIH) Public Access Policy

- ☑ <http://publicaccess.nih.gov/index.htm>

PubMed Central (PMC) provided by U.S. NIH

- ☑ Free full text digital archive of biomedical and life sciences journal literature.
- ☑ PMC also has the author manuscripts of articles published by NIH-funded researchers in various non-PMC journals.
- ☑ Similar manuscripts from researchers funded by the Wellcome Trust are available in PMC as well.
- ☑ More than 1,500,000 articles from over 450 journals.
- ☑ Linked to PubMed and fully searchable.
- ☑ Use of PubMed Central requires no registration or fee.
- ☑ Access it from any computer with an Internet connection.
- ☑ www.pubmedcentral.nih.gov

PubMed is a service of the U.S. National Library of Medicine

- ☑ Includes more than 18 million citations from MEDLINE and other life science journals for biomedical articles back to the 1950s.
- ☑ PubMed includes links to full text articles and other related resources.
- ☑ www.pubmed.gov

MedlinePlus

- ☑ MedlinePlus will direct you to information to help answer health questions.
- ☑ MedlinePlus brings together authoritative information from NLM, the NIH, and other government agencies and health-related organizations.
- ☑ <http://medlineplus.gov>

OHSU Library

- ☑ www.ohsu.edu/library/public.shtml
- ☑ www.ohsu.edu/library

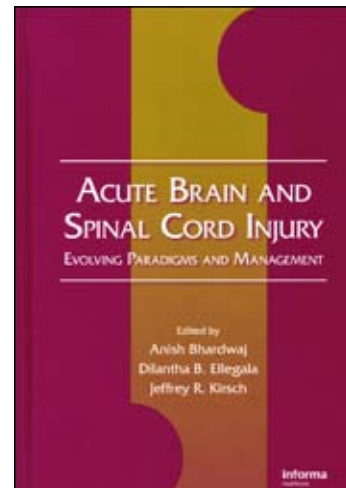
Neuroscience Books

Acute Brain and Spinal Cord Injury: Evolving Paradigms and Management

- Anish Bhardwaj, M.D. (Neurology & Neurological Surgery, OHSU)
- Dilantha B. Ellegala, M.D. (Neurosurgery, Med. Univ. S. Carolina)
- Jeffrey R. Kirsch, M.D. (Anesthesiology, OHSU)

The clinical management of patients with acute brain and spinal cord injury has evolved significantly with the advent of new diagnostic and therapeutic modalities. *Acute Brain and Spinal Cord Injury* is a new stand-alone reference that helps today's neurologists and neurosurgeons keep abreast of all recent advancements in brain and spinal cord injury.

Divided into five sections, traumatic brain injury, ischemic stroke, intracerebral and subarachnoid hemorrhage, and spinal cord injury, this text offers the most current medical science and highlights controversies in the clinical management of patients with acute brain and spinal cord injuries.




Acute Brain and Spinal Cord Injury:

- Covers diagnostic and monitoring tools, pharmacotherapies, and interventional and surgical treatments
- Examines and explores recently published laboratory trials and research
- Incorporates more than 50 diagrams and figures for concise communication of scientific information.

100 Questions and Answers About Head and Brain Injuries

- Rahul Jandial, M.D., (Neurosurgery, UCSD and Department of Neurosurgery, Burnham Institute for Medical Research)
- Charles B. Newman, M.D., Ph.D. (Neurosurgery, UCSD)
- Samuel Hughes, M.D., Ph.D., (Neurological Surgery, OHSU)

Whether you're a patient or loved one of someone suffering from a head or brain injury, this book offers help. The only text available to provide both the doctor's and patient's views, *100 Questions & Answers About Head and Brain Injuries* offers practical and thorough medical information from which patients can gain insight into their injury and understand the variety of treatment options. Written by an expert neurosurgeon, with commentary from actual patients, this is an invaluable resource for anyone struggling with the medical, physical, and emotional turmoil of a head or brain injury.



Research News

Clinical Trials

Clinical trials are the final step in a long process of clinical research. They allow researchers and physicians to apply what is learned in the laboratory to studies with human participants.

Clinical trials enable scientists to test the true value of their research tools in diagnosis, therapy and prevention of diseases and disabilities. Each clinical trial provides an opportunity in which a promising new invention or treatment is tested in humans for the first time.

ClinicalTrials.gov

ClinicalTrials.gov is a registry of federally and privately supported clinical trials conducted in the U.S. and around the world.

What Clinical Studies are going on in Neurological Surgery (OHSU)?

All studies have been approved by the OHSU Institutional Review Board (IRB), a committee that approves, monitors, and reviews biomedical and behavioral research that involves humans. The IRB is charged with protecting the rights and welfare of the research subjects.

A Randomized, Double-Blind, Placebo-Controlled, Parallel Dose Response Study of Gabapentin Injection for Intrathecal Administration in Subjects with Chronic, Intractable Pain (Phase 2 study)

The purpose of this research is to determine if the drug Gabapentin (previously approved by the Food and Drug Administration (FDA) for other pain treatment uses), can safely reduce chronic pain when given by continuous infusion (Gabapentin Injection) into the fluid that surrounds the spinal cord in the back (cerebrospinal fluid).

A randomized, double-blind study to assess the safety and efficacy of different dose levels of Pasireotide (SOM230) over a 6 months treatment period in patients with de novo or persistent/recurrent Cushing's disease.

The purpose of the study is to find out if the study drug Pasireotide is safe and has beneficial effects in people who have Adrenocorticotrophic hormone (ACTH)-dependent Cushing's disease.

An Open Label Study of the Efficacy and Safety of CORLUX (mifepristone) in the Treatment of the Signs and Symptoms of Endogenous Cushing's Syndrome

The purpose of the study is to find out if the study drug CORLUX™ (mifepristone) is safe and has beneficial effects in people who have Cushing's Syndrome.

Duraseal Sealant Post Market Study

The purpose of this prospective, single blind, multi-center, post-market study is to further characterize the DuraSeal (cranial) Sealant as compared to "standard of care" in patients scheduled for cranial surgery that entails a dural incision.

For more information contact neurological surgery's clinical trial coordinator [Darla Kneeland](#) at 503 494-9546.

Contact OHSU Neurological Surgery:

Web: www.ohsu.edu/neurosurgery Email: nsg@ohsu.edu
Phone: 503 494-4314 Fax: 503 494-7161

Events & Announcements

Brain Awareness

www.oregonbrains.org

Brain awareness lectures (unless otherwise noted) take place at the Newmark Theater in the Portland Center for the Performing Arts (PCPA) in downtown Portland. Tickets are available at any TicketMaster outlet or at the PCPA box office, 503 248-4335.

January 2009

Monday, January 26 – *Neuroplasticity*

Mike Merzenich, Ph.D., University of California, San Francisco

February 2009

Monday, February 2 – *Learning, Arts and the Brain*

Based upon the Dana Alliance for Brain Initiatives report on the arts and cognition, 2008. A neuroscience and arts experts (including Mike Posner and Helen Neville), panel moderated by John Frohnmayer, past chairman of the National Endowment for the Arts followed by a special "creativity" reception with major Portland and Oregon arts groups.

Monday, February 9 – *Aging Brain Plasticity*

Carl Cotman, Ph.D., University of California, Irvine

Monday, February 16 – *Oregon Brain Awareness 10th Anniversary Celebration*

Special original performance: Portland Chamber Orchestra presents a unique multimedia Valentine Concert, Brain Chemistry for Lovers, bringing together Grammy nominated vocalist Valerie Day, jazz pianist Darrell Grant, award winning filmmaker Jim Blashfield, orchestrator/arranger John Smith, and OHSU neuroscientist Dr. Larry Sherman.

March 2009

March 2 – *Marquam Hill Lecture*

March 7 – *Teacher Workshop*

March 14 – *Brain & Body Fair at OMSI*

The 7th Annual Pacific Northwest Brain Injury Conference 2009

www.biaoregon.org

Sponsored by the Brain Injury Association of Oregon

Brain Awareness Week www.dana.org www.oregonbrains.org

Department of Neurological Surgery Events

February 21, 2009

The 3rd Anthony Gallo, Jr. Lecturer 2009 — Joseph Piatt, M.D.
School of Nursing Auditorium, OHSU

April 2009

The Harold D. Paxton International Professor 2009 — Neil Kitchen, M.D.
(exact dates to follow)

2009 Paxton Alumni Reunion and Department of Neurological Surgery Distinguished Alumni Award 2009
(to be announced)

August 2009

Neurosurgery Outreach Month

www.aans.org

How you can help OHSU Neurological Surgery

OHSU's neurosciences programs are nationally renowned for their research and regionally treasured for the compassionate care they bring to patients and families touched by brain disease. OHSU can do this important work because caring people support these programs with their gifts.

Many supporters give to OHSU in memory of a loved one who received exceptional care, or who believed in the value of our cutting-edge research.

You too can invest in the brain health of future generations by making a charitable gift to OHSU through the OHSU Foundation. You can designate your gift to benefit any area of OHSU neurosciences, and you can make your gift in a variety of ways to suit your needs. Our development staff can help you create a gift that achieves your philanthropic and personal goals.

If you are interested in making a gift in the very near term, outright gifts and pledges are welcomed by check or credit card. You can give by mail, in person or online at www.ohsufoundation.org. And, 100 percent of your gift dollar goes directly to support care or research.

If you are interested in including charitable giving as part of a long-range financial plan, the foundation also offers a range of planned giving opportunities that support neurosciences while helping you improve your tax situation (see below).

For general information about investing in the future of OHSU neurosciences, please contact:

- Lori Sweeney at 503 494-7455, sweeneyl@ohsu.edu;
- Nicole Good at 503 494-7504, goodn@ohsu.edu;
- Visit the Web site at www.ohsufoundation.org.

Popular Planned Giving Options

- Gifts by **will** or **revocable living trust**, which may be for a specific dollar amount, a percentage of your total estate or a residual amount remaining after all specific expenses and bequests have been paid.
- Naming the OHSU Foundation as **beneficiary** of retirement plans, life insurance policies, transfer-on-death accounts and commercial annuities, which allows you control of the funds during your life and provides a probate-free transfer of assets.
- **Life income** gifts enable you to make a significant contribution while providing income for life or a term of years, an immediate income tax deduction and the potential for reduced estate taxes.
- **IRA charitable rollovers** for donors over age 70 ½. This provision allows tax-free transfers of up to \$100,000 from an IRA to OHSU Foundation by Dec. 31, 2008 or 2009. These transfers count toward your required minimum distribution but do not increase your taxable income.

Contact the OHSU Foundation's gift-planning department at 503 228-1730, or pginfo@ohsu.edu for more information.

Longview Eagles \$5,000 donation — Lite Gait

Four members of the Longview Ladies Auxiliary recently visited OHSU's neurological surgery department and rehabilitation unit to see, first-hand, how the \$5,000 donation they gave will be used.

OHSU plans on using the Longview Eagles donation toward the purchase of a body weight-assisted treadmill unit (called Lite Gait). The Lite Gait will help patients recovering from stroke, spinal cord injury, and other orthopaedic conditions to regain mobility. The

device helps eliminate the fear of falling during rehabilitation and boosts patient confidence, and the rehabilitation therapist's hands are free to facilitate normal movement rather than having to provide support during physical therapy.

The Lite Gait will be a valuable addition to the rehabilitation unit located in the **Kohler Pavillion** at OHSU, which opens Fall 2009. This rehabilitation facility is part of the excellent clinical facilities available to patients with neurological or spinal injuries.

For more information about Lite Gait or the rehabilitation unit contact Connie Amos, M.S., division director of OHSU rehabilitation services or Marvin Smith, D.P.T. at 503-494-3151.

Education Funding & Awards

Neuropathology

A \$5,000 grant from Stryker (www.stryker.com) to fund resident attendance at the Armed Forces Institute of Pathology (AFIP) Pathology Course was received by the department. Residents attend the Dr. Kenneth M. Earle Memorial Neuropathology course in the third year of their residency. The five-day course provides a comprehensive review of neuropathology for individuals interested in the neurosciences and pathology.

Surgical Education

A \$3,500 grant from Synthes (www.synthes.com) for continued funding of two OHSU resident education based cranial dissection laboratories was received by the department. The ability to visualize and understand anatomic spatial relationships is crucial in surgical planning, as is a neurosurgeon's confidence in performing neurosurgical procedures. The cranial dissection laboratories are an essential education component of the OHSU neurological surgery residency training program.

N.L. Tartar Trust Awards to Neurological Surgery Student Interest Group students

\$2,000 was awarded to Daniel Cleary, M.D./Ph.D. student.
Project: *Mechanisms of centrally mediated hyperalgesia*
Laboratory: *Mary Heinricher, Ph.D., OHSU Neurological Surgery*

\$2,000 was awarded to Stephen Magill, M.D./Ph.D. student.
Project: *REST in beta cell development and embryonic stem cell differentiation to pancreatic islets*
Laboratory: *Richard Goodman, Ph.D., Vollum Institute*

2008 MRF Early Clinical Investigator Support Award

The Medical Research Foundation supports promising biomedical exploration and the development of research careers in clinical investigation in Oregon through a program of vitally important seed grants.

MRF Early Clinical Investigator Support Program: Encourages the development of research careers in clinical investigation by awarding small grants to clinical fellows interested in developing preliminary data in support of an NIH (or similar) career development application.

\$20,000 was awarded to *Zachary Litvack, M.D. resident.*
Project: *Hemodynamic Monitoring by Transpulmonary Thermodilution (PICCO) Compared to Pulmonary Artery Catheterization in Patients with Cerebral Vasospasm After Aneurysmal Subarachnoid Hemorrhage.*

Change can't happen if we see things just one way.
That's why diversity is important to who we are.
We are proud to be an equal opportunity employer.

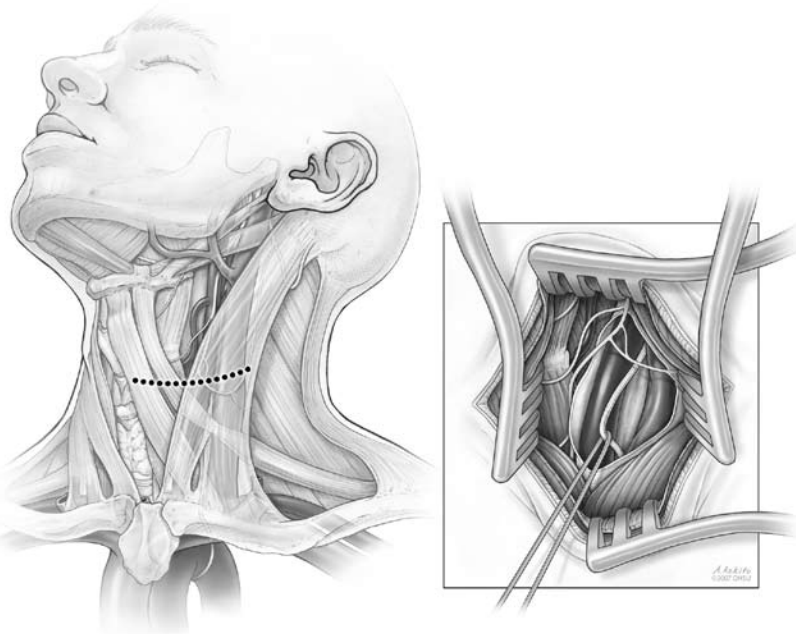
For more information or patient referrals,
contact OHSU Neurological Surgery

www.ohsu.edu/neurosurgery

Phone: 503 494-4314

Fax: 503 494-7161

nsg@ohsu.edu



Medical Illustration Awards

2008 Association of Medical Illustrators Annual Meeting

OHSU Department of Neurological Surgery medical illustrator, **Andy Rekito, M.S.**, received two **1st place Awards of Excellence** (instructional color and instructional tone categories) for his work in the judged exhibition during the annual meeting of *The Association of Medical Illustrators* in Indianapolis, Ind. July 16-20, 2008. (For more information, visit www.ami.org.)

“Vagus Nerve Stimulation: Surgical Exposure and Stimulator Implantation” (seen to the left) was awarded the **Max Brödel Award of Excellence** for instructional tone illustration. The images were created for a neurosurgical atlas chapter written by **Kim Burchiel, M.D.** and **Jonathon Carlson, M.D.**

